

GROUP 1 PORTUGAL

ESTORIL CLASSICS 12 e 13 OUTUBRO 2019

Corrida 1 (20 Minutes)

Classification

Nr Drivers	Team	Car	Cl.	Laps	Total Time	Gap	Kph	Best Lap	
								Lap	Time Kph
1 516 J. Lopes/F. Martins	João Diogo Lopes	Ford Escort RS 2000	H81-2000	10	21:25.139	-	117.1	6	2:07.840 117.8
2 508 P. Vieira	Paulo Vieira	Ford Escort RS 2000	H81-2000	10	21:27.171	+2.032	117.0	8	2:06.321 119.2
3 573 A. Pinheiro	André Castro Pinheiro	Jaguar XJS V12	H81-MAX	10	21:31.211	+6.072	116.6	9	2:07.567 118.0
4 502 M. Gaspar	Madalena Gaspar	VW Golf GTI	H81-1600	10	22:22.978	+57.839	112.1	2	2:12.698 113.5
5 501 C. Pedro/R. Pereira	Carlos Dias Pedro	Ford RS 2000	H81-2000	10	22:31.903	+1:06.764	111.4	4	2:08.132 117.5
6 513 N. Nunes/P. Maso	Nuno Nunes	Porsche 924 Turbo	H81-MAX	10	22:38.436	+1:13.297	110.8	7	2:13.021 113.2
7 587 M. Menezes	Manuel Cabral Menezes	VW Golf GTI	H81-1600	10	22:48.073	+1:22.934	110.0	5	2:13.405 112.9
8 588 R. Pinto/L. Liberal	Rafael Cerveira Pinto	Volkswagen Golf GTi	H81-1600	10	22:51.132	+1:25.993	109.8	4	2:12.793 113.4
9 595 A. Fresco/J. Fresco	Antonio Fresco	Ford Capri MKIII V6	H81-MAX	10	23:09.312	+1:44.173	108.4	7	2:16.470 110.3
10 528 H. Nazário	Hugo Nazário	Porsche 924	H81-2000	10	23:10.452	+1:45.313	108.3	9	2:16.813 110.0
11 545 F. Guerin	François Guerin	BMW 1600 Ti	H71-1600	10	23:33.861	+2:08.722	106.5	6	2:20.030 107.5
12 506 J. Ribeiro/M. Ribeiro	João Miguel Ribeiro	Alfa Romeo Giulia	H71-1600	9	21:32.878	1 Lap	104.8	8	2:19.602 107.8
13 524 R. Carvalho	Rui Carvalho	Porsche 924	H81-2000	9	21:39.323	1 Lap	104.3	5	2:21.599 106.3
14 557 F. Cardoso	Francisco Cardoso	Peugeot 104 ZS	1052	9	21:55.854	1 Lap	103.0	3	2:23.602 104.8
15 520 F. Freitas	Francisco Freitas	Datsun 1200	Production	9	22:24.350	1 Lap	100.8	2	2:27.063 102.4
16 566 J. Posser	João Posser	Datsun 1200	Production	9	22:34.615	1 Lap	100.0	2	2:28.181 101.6
17 580 P. Reis/P. Costa	Pedro Reis	Datsun 1200	Production	9	22:39.752	1 Lap	99.6	6	2:29.334 100.8
18 584 P. Abreu	Tomas Pinto Abreu	Datsun 1200	Production	9	22:43.669	1 Lap	99.4	7	2:27.756 101.9
19 565 L. Santa-Bárbara	Luis Santa-Bárbara	Datsun 1200	Production	9	22:50.211	1 Lap	98.9	5	2:29.656 100.6
20 505 C. Lourenço/C. Maciel	Carlos Lourenço	Toyota Starlet	1052	9	22:52.444	1 Lap	98.7	8	2:29.287 100.8
21 577 . Raffa	Raffa 78	Datsun 1200	Production	9	22:56.753	1 Lap	98.4	3	2:30.957 99.7
22 503 G. Velasco/J. Mota	Guillermo Velasco	Datsun 1200	Production	9	23:13.440	1 Lap	97.2	2	2:31.706 99.2
23 590 P. Gordo/A. Rodrigues	Pedro Mourato Gordo	Datsun 1200	Production	9	23:13.625	1 Lap	97.2	7	2:32.164 98.9
24 556 V. Amaral/M. Barata	Veloso Amaral	Hilman Imp	1052	8	21:44.686	2 Laps	92.3	2	2:39.226 94.6
25 538 R. Moura/P. Black	Rui Moura	VW Golf GTI	H-INV	3	6:54.464	7 Laps	109.0	3	2:15.882 110.8
26 554 H. Correia/P. Ribeiro	Henrique Correia	Ford Escort RS 2000	H81-2000						

Pole Position:

João Lopes

2:06.901

Fastest Lap:

Lap 8

Paulo Vieira

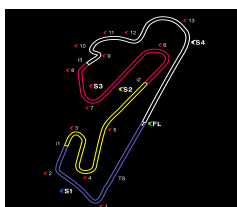
2:06.321

119.2 Kph

Published at:

Track Status: **DRY**

Race Director:	Timekeeper:
----------------	-------------



GROUP 1 PORTUGAL

ESTORIL CLASSICS 12 e 13 OUTUBRO 2019

Corrida 1

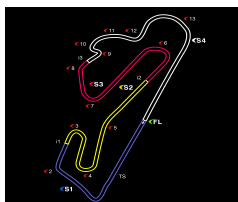
Classification by Class

NrDrivers	Team	Car	Time	Lap Total	Gap	Kph
1052						
1 557 F. Cardoso	Francisco Cardoso	Peugeot 104 ZS	2:23.602	3 9		104.8
2 505 C. Lourenço / C. Maciel	Carlos Lourenço	Toyota Starlet	2:29.287	8 9	+56.590 +56.590	100.8
3 556 V. Amaral / M. Barata	Veloso Amaral	Hilman Imp	2:39.226	2 8	1 Laps 1 Laps	94.6
H71-1600						
1 545 F. Guerin	François Guerin	BMW 1600 Ti	2:20.030	6 10		107.5
2 506 J. Ribeiro / M. Ribeiro	João Miguel Ribeiro	Alfa Romeo Giulia	2:19.602	8 9	1 Laps 1 Laps	107.8
H81-1600						
1 502 M. Gaspar	Madalena Gaspar	VW Golf GTI	2:12.698	2 10		113.5
2 587 M. Menezes	Manuel Cabral Menezes	VW Golf GTI	2:13.405	5 10	+25.095 +25.095	112.9
3 588 R. Pinto / L. Liberal	Rafael Cerveira Pinto	Volkswagen Golf GTi	2:12.793	4 10	+28.154 +3.059	113.4
H81-2000						
1 516 J. Lopes / F. Martins	João Diogo Lopes	Ford Escort RS 2000	2:07.840	6 10		117.8
2 508 P. Vieira	Paulo Vieira	Ford Escort RS 2000	2:06.321	8 10	+2.032 +2.032	119.2
3 501 C. Pedro / R. Pereira	Carlos Dias Pedro	Ford RS 2000	2:08.132	4 10	+1'06.764 1'04.732	117.5
4 528 H. Nazário	Hugo Nazário	Porsche 924	2:16.813	9 10	+1'45.313 +38.549	110.0
5 524 R. Carvalho	Rui Carvalho	Porsche 924	2:21.599	5 9	1 Laps 1 Laps	106.3
6 554 H. Correia / P. Ribeiro	Henrique Correia	Ford Escort RS 2000			10 Laps 9 Laps	
H81-MAX						
1 573 A. Pinheiro	André Castro Pinheiro	Jaguar XJS V12	2:07.567	9 10		118.0
2 513 N. Nunes / P. Maso	Nuno Nunes	Porsche 924 Turbo	2:13.021	7 10	+1'07.225 1'07.225	113.2
3 595 A. Fresco / J. Fresco	Antonio Fresco	Ford Capri MKIII V6	2:16.470	7 10	+1'38.101 +30.876	110.3
H-INV						
1 538 R. Moura / P. Black	Rui Moura	VW Golf GTI	2:15.882	3 3		110.8
Production Cup						
1 520 F. Freitas	Francisco Freitas	Datsun 1200	2:27.063	2 9		102.4
2 566 J. Posser	João Posser	Datsun 1200	2:28.181	2 9	+10.265 +10.265	101.6
3 580 P. Reis / P. Costa	Pedro Reis	Datsun 1200	2:29.334	6 9	+15.402 +5.137	100.8
4 584 P. Abreu	Tomas Pinto Abreu	Datsun 1200	2:27.756	7 9	+19.319 +3.917	101.9
5 565 L. Santa-Bárbara	Luis Santa-Bárbara	Datsun 1200	2:29.656	5 9	+25.861 +6.542	100.6
6 577 . Raffa	Raffa 78	Datsun 1200	2:30.957	3 9	+32.403 +6.542	99.7
7 503 G. Velasco / J. Mota	Guillermo Velasco	Datsun 1200	2:31.706	2 9	+49.090 +16.687	99.2
8 590 P. Gordo / A. Rodrigues	Pedro Mourato Gordo	Datsun 1200	2:32.164	7 9	+49.275 +0.185	98.9

Published at:

Track Status: **DRY**

Race Director:	Timekeeper:
----------------	-------------



GROUP 1 PORTUGAL+TROFÉU MINI

ESTORIL CLASSICS 12 e 13 OUTUBRO 2019

Corrida 1 (20 Minutes)

Starting Grid

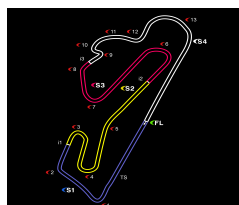
2:45.678 Veloso Amaral	Veloso Amaral	556	- 13 -	503	Guillermo Velasco	2:35.623 Guillermo Velasco
2:29.711 Raffa 78	Raffa 78	577	- 12 -	565	Luis Santa-Bárbara	2:29.033 Luis Santa-Bárbara
2:28.848 Pedro Gordo	Pedro Mourato Gordo	590	- 11 -	566	João Posser	2:28.845 João Posser
2:28.522 Pedro Reis	Pedro Reis	580	- 10 -	505	Carlos Lourenço	2:28.165 Carlos Lourenço
2:28.079 Pinto Abreu	Tomas Pinto Abreu	584	- 9 -	520	Francisco Freitas	2:25.968 Francisco Freitas
2:22.576 Francisco Cardoso	Francisco Cardoso	557	- 8 -	524	Rui Carvalho	2:21.795 Rui Carvalho
2:20.378 François Guerin	François Guerin	545	- 7 -	506	João Miguel Ribeiro	2:19.359 João Ribeiro
2:18.579 Henrique Correia	Henrique Correia	554	- 6 -	528	Hugo Nazário	2:16.156 Hugo Nazário
2:14.959 Rui Moura	Rui Moura	538	- 5 -	513	Nuno Nunes	2:14.720 Nuno Nunes
2:14.548 Manuel Menezes	Manuel Cabral Menezes	587	- 4 -	595	Antonio Fresco	2:14.377 Antonio Fresco
2:13.143 Madalena Gaspar	Madalena Gaspar	502	- 3 -	588	Rafael Cerveira Pinto	2:12.977 Rafael Pinto
2:08.802 Carlos Pedro	Carlos Dias Pedro	501	- 2 -	573	André Castro Pinheiro	2:07.434 André Pinheiro
2:07.288 Paulo Vieira	Paulo Vieira	508	- 1 -	516	João Diogo Lopes	2:06.901 João Lopes



Pole

Stewards:	Timekeeper:
-----------	-------------





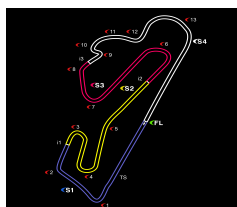
GROUP 1 PORTUGAL

ESTORIL CLASSICS 12 e 13 OUTUBRO 2019

Corrida 1

Lap Chart

Lap												
Nr	Pos	Grid	1	2	3	4	5	6	7	8	9	10
516	1	516	516	516	516	516	516	516	516	516	516	516
508	2	508	573	573	573	508	573	573	508	508	508	508
573	3	573	501	508	508	573	508	508	573	573	573	573
501	4	501	508	501	501	501	501	501	501	501	502	502
588	5	588	502	502	502	502	502	502	502	502	501	501
502	6	502	587	587	587	587	587	588	587	513	513	513
595	7	595	588	588	588	588	588	587	588	587	587	587
587	8	587	538	538	538	513	513	513	513	588	588	588
513	9	513	595	595	513	595	595	595	595	595	595	595
538	10	538	513	513	595	528	528	528	528	528	528	528
528	11	528	528	528	528	506	506	545	545	545	545	545
554	12	554	506	506	506	545	545	506	524	524	506	506
506	13	506	545	545	545	524	524	524	506	506	524	524
545	14	545	557	524	524	557	557	557	557	557	557	557
524	15	524	524	557	557	520	520	520	520	520	520	520
557	16	557	520	520	520	566	566	566	566	566	566	566
520	17	520	566	566	566	580	580	580	580	580	580	580
584	18	584	580	580	580	584	584	584	584	584	584	584
505	19	505	590	565	565	565	565	565	565	565	565	565
580	20	580	565	590	577	577	577	577	577	505	505	505
566	21	566	577	577	584	505	505	505	505	577	577	577
590	22	590	505	505	590	503	503	503	503	590	503	503
565	23	565	503	503	505	590	590	590	590	503	590	590
577	24	577	584	584	503	556	556	556	556	556	556	556
503	25	503	556	556	556	556	556	556	556	556	556	556
556	26	556	556	556	556	556	556	556	556	556	556	556



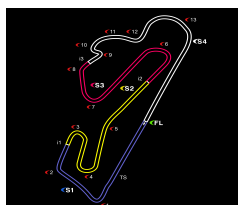
GROUP 1 PORTUGAL

ESTORIL CLASSICS 12 e 13 OUTUBRO 2019

Corrida 1

Best Sector Times

Sector 1		Sector 2		Sector 3		Sector 4		Ideal Lap		Best Lap	
Nr Driver	Time	Nr Driver	Time	Nr Driver	Time	Nr Driver	Time	Nr	Lap		
1 508 P.Vieira	26.037	501 C.Pedro	31.552	508 P.Vieira	28.435	573 A.Pinheiro	39.364	1 508	2:05.428	2:06.321	(1)
2 501 C.Pedro	26.207	508 P.Vieira	31.560	573 A.Pinheiro	29.086	508 P.Vieira	39.396	2 573	2:06.867	2:07.567	(2)
3 573 A.Pinheiro	26.359	516 J.Lopes	31.631	501 C.Pedro	29.170	516 J.Lopes	39.586	3 501	2:07.033	2:08.132	(4)
4 516 J.Lopes	26.695	573 A.Pinheiro	32.058	516 J.Lopes	29.291	501 C.Pedro	40.104	4 516	2:07.203	2:07.840	(3)
5 588 R.Pinto	27.246	595 A.Fresco	33.308	502 M.Gaspar	29.901	513 N.Nunes	40.893	5 588	2:12.135	2:12.793	(6)
6 587 M.Menezes	27.377	502 M.Gaspar	33.501	587 M.Menezes	30.198	588 R.Pinto	41.054	6 513	2:12.264	2:13.021	(7)
7 513 N.Nunes	27.491	588 R.Pinto	33.535	588 R.Pinto	30.300	502 M.Gaspar	41.288	7 502	2:12.282	2:12.698	(5)
8 502 M.Gaspar	27.592	513 N.Nunes	33.556	513 N.Nunes	30.324	587 M.Menezes	41.357	8 587	2:12.502	2:13.405	(8)
9 538 R.Moura	27.901	587 M.Menezes	33.570	538 R.Moura	30.783	538 R.Moura	41.910	9 538	2:14.420	2:15.882	(9)
10 528 H.Nazário	27.997	538 R.Moura	33.826	528 H.Nazário	30.937	528 H.Nazário	42.073	10 595	2:15.164	2:16.470	(10)
11 595 A.Fresco	28.093	528 H.Nazário	35.022	506 J.Ribeiro	31.183	595 A.Fresco	42.511	11 528	2:16.029	2:16.813	(11)
12 506 J.Ribeiro	28.987	545 F.Guerin	35.041	595 A.Fresco	31.252	506 J.Ribeiro	42.782	12 506	2:18.265	2:19.602	(12)
13 545 F.Guerin	29.244	506 J.Ribeiro	35.313	524 R.Carvalho	31.975	545 F.Guerin	43.011	13 545	2:19.302	2:20.030	(13)
14 524 R.Carvalho	29.309	557 F.Cardoso	35.419	545 F.Guerin	32.006	557 F.Cardoso	43.363	14 524	2:21.018	2:21.599	(14)
15 557 F.Cardoso	30.246	524 R.Carvalho	35.877	505 C.Lourenço	32.503	524 R.Carvalho	43.857	15 557	2:21.989	2:23.602	(15)
16 584 P.Abreu	30.591	520 F.Freitas	37.719	584 P.Abreu	32.665	520 F.Freitas	44.960	16 520	2:26.213	2:27.063	(16)
17 520 F.Freitas	30.852	566 J.Posser	37.950	520 F.Freitas	32.682	566 J.Posser	45.884	17 584	2:27.198	2:27.756	(17)
18 566 J.Posser	30.945	505 C.Lourenço	37.991	557 F.Cardoso	32.961	584 P.Abreu	45.884	18 566	2:27.775	2:28.181	(18)
19 580 P.Reis	31.057	584 P.Abreu	38.058	566 J.Posser	32.996	505 C.Lourenço	46.006	19 505	2:28.125	2:29.287	(19)
20 503 G.Velasco	31.506	565 L.Santa-Bárbara	38.199	565 L.Santa-Bárbara	33.188	580 P.Reis	46.103	20 580	2:28.642	2:29.334	(20)
21 565 L.Santa-Bárbara	31.589	580 P.Reis	38.259	580 P.Reis	33.223	565 L.Santa-Bárbara	46.358	21 565	2:29.334	2:29.656	(21)
22 577 Raffa	31.608	503 G.Velasco	38.461	577 Raffa	33.583	590 P.Gordo	46.515	22 577	2:30.332	2:30.957	(22)
23 505 C.Lourenço	31.625	577 Raffa	38.583	590 P.Gordo	33.770	577 Raffa	46.558	23 590	2:30.737	2:32.164	(24)
24 590 P.Gordo	31.673	590 P.Gordo	38.779	503 G.Velasco	33.977	503 G.Velasco	47.321	24 503	2:31.265	2:31.706	(23)
25 556 V.Amaral	34.553	556 V.Amaral	39.460	556 V.Amaral	35.783	556 V.Amaral	48.789	25 556	2:38.585	2:39.226	(25)



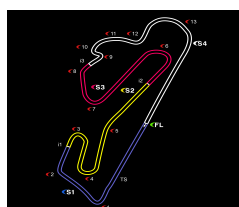
GROUP 1 PORTUGAL

ESTORIL CLASSICS 12 e 13 OUTUBRO 2019

Corrida 1

Best Sector Times

Sector 1			Sector 2		Sector 3		Pos	Nr	Team	Class	Ideal Lap	Best Lap
Pos	Nr	Time	Nr	Time	Nr	Time						
1	508	26.037	501	31.552	508	28.435	1	508	Paulo Vieira	H81-2000	2:05.428	2:06.321 (1)
2	501	26.207	508	31.560	573	29.086	2	573	André Castro Pinheiro	H81-MAX	2:06.867	2:07.567 (2)
3	573	26.359	516	31.631	501	29.170	3	501	Carlos Dias Pedro	H81-2000	2:07.033	2:08.132 (4)
4	516	26.695	573	32.058	516	29.291	4	516	João Diogo Lopes	H81-2000	2:07.203	2:07.840 (3)
5	588	27.246	595	33.308	502	29.901	5	588	Rafael Cerveira Pinto	H81-1600	2:12.135	2:12.793 (6)
6	587	27.377	502	33.501	587	30.198	6	513	Nuno Nunes	H81-MAX	2:12.264	2:13.021 (7)
7	513	27.491	588	33.535	588	30.300	7	502	Madalena Gaspar	H81-1600	2:12.282	2:12.698 (5)
8	502	27.592	513	33.556	513	30.324	8	587	Manuel Cabral Menezes	H81-1600	2:12.502	2:13.405 (8)
9	538	27.901	587	33.570	538	30.783	9	538	Rui Moura	H-INV	2:14.420	2:15.882 (9)
10	528	27.997	538	33.826	528	30.937	10	595	Antonio Fresco	H81-MAX	2:15.164	2:16.470 (10)
11	595	28.093	528	35.022	506	31.183	11	528	Hugo Nazário	H81-2000	2:16.029	2:16.813 (11)
12	506	28.987	545	35.041	595	31.252	12	506	João Miguel Ribeiro	H71-1600	2:18.265	2:19.602 (12)
13	545	29.244	506	35.313	524	31.975	13	545	François Guerin	H71-1600	2:19.302	2:20.030 (13)
14	524	29.309	557	35.419	545	32.006	14	524	Rui Carvalho	H81-2000	2:21.018	2:21.599 (14)
15	557	30.246	524	35.877	505	32.503	15	557	Francisco Cardoso	1052	2:21.989	2:23.602 (15)
16	584	30.591	520	37.719	584	32.665	16	520	Francisco Freitas	Production Cup	2:26.213	2:27.063 (16)
17	520	30.852	566	37.950	520	32.682	17	584	Tomas Pinto Abreu	Production Cup	2:27.198	2:27.756 (17)
18	566	30.945	505	37.991	557	32.961	18	566	João Posser	Production Cup	2:27.775	2:28.181 (18)
19	580	31.057	584	38.058	566	32.996	19	505	Carlos Lourenço	1052	2:28.125	2:29.287 (19)
20	503	31.506	565	38.199	565	33.188	20	580	Pedro Reis	Production Cup	2:28.642	2:29.334 (20)
21	565	31.589	580	38.259	580	33.223	21	565	Luis Santa-Bárbara	Production Cup	2:29.334	2:29.656 (21)
22	577	31.608	503	38.461	577	33.583	22	577	Raffa 78	Production Cup	2:30.332	2:30.957 (22)
23	505	31.625	577	38.583	590	33.770	23	590	Pedro Mourato Gordo	Production Cup	2:30.737	2:32.164 (24)
24	590	31.673	590	38.779	503	33.977	24	503	Guillermo Velasco	Production Cup	2:31.265	2:31.706 (23)
25	556	34.553	556	39.460	556	35.783	25	556	Veloso Amaral	1052	2:38.585	2:39.226 (25)



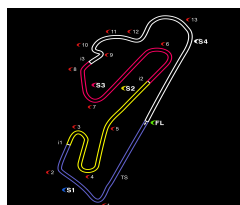
GROUP 1 PORTUGAL

ESTORIL CLASSICS 12 e 13 OUTUBRO 2019

After Corrida 1

Event maximum speed

Nr	Team	Car	Class	Driver	Top Speed	Lap	Session
573	André Castro Pinheiro	Jaguar XJS V12	H81-MAX	André Pinheiro	207.1	5	Treinos Cronometrados
501	Carlos Dias Pedro	Ford RS 2000	H81-2000	Ricardo Pereira	200.3	4	Treinos Cronometrados
516	João Diogo Lopes	Ford Escort RS 2000	H81-2000	João Lopes	197.1	9	Treinos Cronometrados
513	Nuno Nunes	Porsche 924 Turbo	H81-MAX	Piero Maso	196.4	5	Treinos Cronometrados
508	Paulo Vieira	Ford Escort RS 2000	H81-2000	Paulo Vieira	194.3	4	Treinos Cronometrados
595	Antonio Fresco	Ford Capri MKIII V6	H81-MAX	Antonio Fresco	185.5	8	Treinos Cronometrados
175	Fernando Soares	Mini Cooper S MK1	Mini	Fernando Soares	185.1	5	Treinos Cronometrados
48	Philippe Quirière	Mini Cooper S MK1	Mini	Philippe Quirière	183.6	3	Treinos Cronometrados
588	Rafael Cerveira Pinto	Volkswagen Golf GTi	H81-1600	Rafael Pinto	182.7	2	Corrida 1
587	Manuel Cabral Menezes	VW Golf GTi	H81-1600	Manuel Menezes	181.8	4	Corrida 1
528	Hugo Nazário	Porsche 924	H81-2000	Hugo Nazário	181.2	8	Treinos Cronometrados
538	Rui Moura	VW Golf GTi	H-INV	Rui Moura	180.3	2	Corrida 1
502	Madalena Gaspar	VW Golf GTi	H81-1600	Madalena Gaspar	177.4	9	Treinos Cronometrados
545	François Guérin	BMW 1600 Ti	H71-1600	François Guérin	175.4	4	Treinos Cronometrados
524	Rui Carvalho	Porsche 924	H81-2000	Rui Carvalho	173.2	5	Treinos Cronometrados
98	Francisco Guedes	Mini IMA	Mini	Francisco Guedes	172.1	3	Treinos Cronometrados
506	João Miguel Ribeiro	Alfa Romeo Giulia	H71-1600	João Ribeiro	171.6	3	Treinos Cronometrados
554	Henrique Correia	Ford Escort RS 2000	H81-2000	Henrique Correia	167.2	3	Treinos Cronometrados
563	Jorge Correa	Mini Cooper S MK3	Mini	Gilberto Correa	164.4	4	Treinos Cronometrados
557	Francisco Cardoso	Peugeot 104 ZS	1052	Francisco Cardoso	159.0	3	Treinos Cronometrados
214	Alberto Freitas	Mini 1275 GT	Mini	Alberto Freitas	156.9	5	Treinos Cronometrados
28	Paulo Kalassa		Mini	Paulo Kalassa	155.4	3	Treinos Cronometrados
21	Nelson Rego		Mini	Nelson Rego	155.2	4	Treinos Cronometrados
96	João Cavaleiro e Silva		Mini	João Silva	154.9	3	Treinos Cronometrados
11	Luis Sepúlveda		Mini	Luis Sepúlveda	154.3	2	Treinos Cronometrados
6	Miguel Sales		Mini	Rui Salvada	153.9	4	Treinos Cronometrados
62	João Neves		Mini	João Neves	153.4	7	Treinos Cronometrados
9	Manuel Moura Teixeira		Mini	Manuel Teixeira	153.4	2	Treinos Cronometrados
16	Piero dal Maso		Mini	Guilherme Maso	152.8	4	Treinos Cronometrados
520	Francisco Freitas	Datsun 1200	Production Cup	Francisco Freitas	151.9	4	Treinos Cronometrados
74	Mário Marcão		Mini	Mário Marcão	151.9	7	Treinos Cronometrados
584	Tomas Pinto Abreu	Datsun 1200	Production Cup	Pinto Abreu	151.1	5	Treinos Cronometrados
577	Raffa 78	Datsun 1200	Production Cup	Raffa	150.7	7	Treinos Cronometrados
566	João Posser	Datsun 1200	Production Cup	João Posser	150.3	6	Treinos Cronometrados
590	Pedro Mourato Gordo	Datsun 1200	Production Cup	Pedro Gordo	148.9	3	Treinos Cronometrados
42	Francisco Borreguero		Mini	Guillermo Borreguero	148.3	6	Treinos Cronometrados
580	Pedro Reis	Datsun 1200	Production Cup	Pedro Reis	145.7	7	Corrida 1
503	Guillermo Velasco	Datsun 1200	Production Cup	Guillermo Velasco	145.5	2	Corrida 1
565	Luis Santa-Bárbara	Datsun 1200	Production Cup	Luis Santa-Bárbara	144.9	8	Treinos Cronometrados
505	Carlos Lourenço	Toyota Starlet	1052	Carlos Lourenço	143.1	7	Treinos Cronometrados
564	Carlos Maciel	Mini Cooper 1000	Mini	Carlos Maciel	142.1	4	Treinos Cronometrados
556	Veloso Amaral	Hilman Imp	1052	Veloso Amaral	139.3	5	Treinos Cronometrados



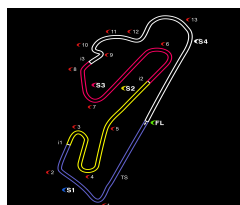
GROUP 1 PORTUGAL

ESTORIL CLASSICS 12 e 13 OUTUBRO 2019

After Corrida 1

Event maximum speed

Nr	Team	Car	Driver	Top Speed	Lap	Session
Mini						
175	Fernando Soares	Mini Cooper S MK1	Fernando Soares	185.1	5	Treinos Cronometrados Sessão 2
48	Philippe Quirière	Mini Cooper S MK1	Philippe Quirière	183.6	3	Treinos Cronometrados Sessão 1
98	Francisco Guedes	Mini IMA	Francisco Guedes	172.1	3	Treinos Cronometrados Sessão 1
563	Jorge Correa	Mini Cooper S MK3	Gilberto Correa	164.4	4	Treinos Cronometrados Sessão 2
214	Alberto Freitas	Mini 1275 GT	Alberto Freitas	156.9	5	Treinos Cronometrados Sessão 1
28	Paulo Kalassa		Paulo Kalassa	155.4	3	Treinos Cronometrados Sessão 1
21	Nelson Rego		Nelson Rego	155.2	4	Treinos Cronometrados Sessão 1
21	Nelson Rego		Alexandre Leal	154.9	3	Treinos Cronometrados Sessão 2
96	João Cavaleiro e Silva		João Silva	154.9	3	Treinos Cronometrados Sessão 1
11	Luis Sepúlveda		Luis Sepúlveda	154.3	2	Treinos Cronometrados Sessão 1
6	Miguel Sales		Rui Salvada	153.9	4	Treinos Cronometrados Sessão 2
6	Miguel Sales		Miguel Sales	153.4	4	Treinos Cronometrados Sessão 1
62	João Neves		João Neves	153.4	7	Treinos Cronometrados Sessão 1
9	Manuel Moura Teixeira		Manuel Teixeira	153.4	2	Treinos Cronometrados Sessão 1
16	Piero dal Maso		Guilherme Maso	152.8	4	Treinos Cronometrados Sessão 1
74	Mário Marcão		Mário Marcão	151.9	7	Treinos Cronometrados Sessão 2
9	Manuel Moura Teixeira		Claudio Mota	151.5	8	Treinos Cronometrados Sessão 2
96	João Cavaleiro e Silva		Paulo Leitão	150.5	2	Treinos Cronometrados Sessão 2
11	Luis Sepúlveda		Duarte Aguiar	150.3	4	Treinos Cronometrados Sessão 2
42	Francisco Borreguero		Guillermo Borreguero	148.3	6	Treinos Cronometrados Sessão 2
564	Carlos Maciel	Mini Cooper 1000	Carlos Maciel	142.1	4	Treinos Cronometrados Sessão 1
563	Jorge Correa	Mini Cooper S MK3	Jorge Correa	140.3	7	Treinos Cronometrados Sessão 1
42	Francisco Borreguero		Francisco Borreguero	137.7	6	Treinos Cronometrados Sessão 1
564	Carlos Maciel	Mini Cooper 1000	Carlos Aniceto	137.4	7	Treinos Cronometrados Sessão 2
H81-2000						
501	Carlos Dias Pedro	Ford RS 2000	Ricardo Pereira	200.3	4	Treinos Cronometrados Sessão 2
516	João Diogo Lopes	Ford Escort RS 2000	João Lopes	197.1	9	Treinos Cronometrados Sessão 1
501	Carlos Dias Pedro	Ford RS 2000	Carlos Pedro	195.3	5	Corrida 1
516	João Diogo Lopes	Ford Escort RS 2000	Filipe Martins	195.0	7	Treinos Cronometrados Sessão 2
508	Paulo Vieira	Ford Escort RS 2000	Paulo Vieira	194.3	4	Treinos Cronometrados Sessão 1
528	Hugo Nazário	Porsche 924	Hugo Nazário	181.2	8	Treinos Cronometrados Sessão 1
524	Rui Carvalho	Porsche 924	Rui Carvalho	173.2	5	Treinos Cronometrados Sessão 2
554	Henrique Correia	Ford Escort RS 2000	Henrique Correia	167.2	3	Treinos Cronometrados Sessão 1
H81-1600						
588	Rafael Cerveira Pinto	Volkswagen Golf GTi	Rafael Pinto	182.7	2	Corrida 1
587	Manuel Cabral Menezes	VW Golf GTi	Manuel Menezes	181.8	4	Corrida 1
588	Rafael Cerveira Pinto	Volkswagen Golf GTi	Luis Liberal	179.1	7	Treinos Cronometrados Sessão 2
502	Madalena Gaspar	VW Golf GTi	Madalena Gaspar	177.4	9	Treinos Cronometrados Sessão 2



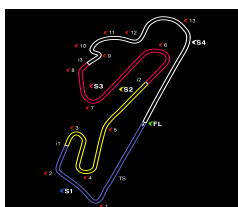
GROUP 1 PORTUGAL

ESTORIL CLASSICS 12 e 13 OUTUBRO 2019

After Corrida 1

Event maximum speed

Nr	Team	Car	Driver	Top Speed	Lap	Session
Production Cup						
520	Francisco Freitas	Datsun 1200	Francisco Freitas	151.9	4	Treinos Cronometrados Sessão 2
584	Tomas Pinto Abreu	Datsun 1200	Pinto Abreu	151.1	5	Treinos Cronometrados Sessão 2
577	Raffa 78	Datsun 1200	Raffa	150.7	7	Treinos Cronometrados Sessão 1
566	João Posser	Datsun 1200	João Posser	150.3	6	Treinos Cronometrados Sessão 2
590	Pedro Mourato Gordo	Datsun 1200	Pedro Gordo	148.9	3	Treinos Cronometrados Sessão 1
580	Pedro Reis	Datsun 1200	Pedro Reis	145.7	7	Corrida 1
503	Guillermo Velasco	Datsun 1200	Guillermo Velasco	145.5	2	Corrida 1
503	Guillermo Velasco	Datsun 1200	Javier Mota	145.3	3	Treinos Cronometrados Sessão 2
565	Luis Santa-Bárbara	Datsun 1200	Luis Santa-Bárbara	144.9	8	Treinos Cronometrados Sessão 1
590	Pedro Mourato Gordo	Datsun 1200	António Rodrigues	144.9	3	Treinos Cronometrados Sessão 2
580	Pedro Reis	Datsun 1200	Paulo Costa	144.8	3	Treinos Cronometrados Sessão 2
1052						
557	Francisco Cardoso	Peugeot 104 ZS	Francisco Cardoso	159.0	3	Treinos Cronometrados Sessão 1
505	Carlos Lourenço	Toyota Starlet	Carlos Lourenço	143.1	7	Treinos Cronometrados Sessão 1
556	Veloso Amaral	Hilman Imp	Veloso Amaral	139.3	5	Treinos Cronometrados Sessão 2
505	Carlos Lourenço	Toyota Starlet	Carlos Maciel	138.2	6	Treinos Cronometrados Sessão 2
H71-1600						
545	François Guerin	BMW 1600 Ti	François Guerin	175.4	4	Treinos Cronometrados Sessão 2
506	João Miguel Ribeiro	Alfa Romeo Giulia	João Ribeiro	171.6	3	Treinos Cronometrados Sessão 1
506	João Miguel Ribeiro	Alfa Romeo Giulia	Miguel Ribeiro	161.5	4	Treinos Cronometrados Sessão 2
H81-MAX						
573	André Castro Pinheiro	Jaguar XJS V12	André Pinheiro	207.1	5	Treinos Cronometrados Sessão 2
513	Nuno Nunes	Porsche 924 Turbo	Piero Maso	196.4	5	Treinos Cronometrados Sessão 2
513	Nuno Nunes	Porsche 924 Turbo	Nuno Nunes	194.3	8	Corrida 1
595	Antonio Fresco	Ford Capri MKIII V6	Antonio Fresco	185.5	8	Treinos Cronometrados Sessão 1
595	Antonio Fresco	Ford Capri MKIII V6	José Fresco	175.7	3	Treinos Cronometrados Sessão 2
H-INV						
538	Rui Moura	VW Golf GTI	Rui Moura	180.3	2	Corrida 1
538	Rui Moura	VW Golf GTI	Pedro Black	177.1	5	Treinos Cronometrados Sessão 2



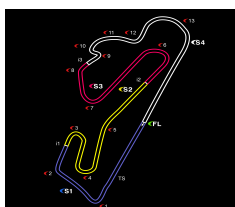
GROUP 1 PORTUGAL

ESTORIL CLASSICS 12 e 13 OUTUBRO 2019

Corrida 1

Leader Sequence by Class

Nr	Team	Car	Start Lap	End Lap	Laps	Total Laps
1052						
557	Francisco Cardoso	Peugeot 104 ZS	1	9	9	9
H71-1600						
506	João Miguel Ribeiro	Alfa Romeo Giulia	1	5	5	5
545	François Guerin	BMW 1600 Ti	6	10	5	5
H81-1600						
502	Madalena Gaspar	VW Golf GTI	1	10	10	10
H81-2000						
516	João Diogo Lopes	Ford Escort RS 2000	1	10	10	10
H81-MAX						
573	André Castro Pinheiro	Jaguar XJS V12	1	10	10	10
H-INV						
538	Rui Moura	VW Golf GTI	1	3	3	3
Production Cup						
520	Francisco Freitas	Datsun 1200	1	9	9	9



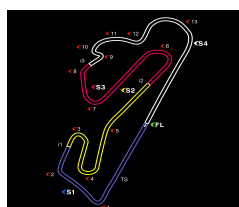
GROUP 1 PORTUGAL

ESTORIL CLASSICS 12 e 13 OUTUBRO 2019

Corrida 1

Distance and Speed Average

Nr Team	Drivers	Car	Cl.	Tires	Laps	Distance	Total Time	Kph
1 516	João Diogo Lopes	J. Lopes / F. Martins	Ford Escort RS 2000	H81-2000	10	41.8	21:25.139	117.1
2 508	Paulo Vieira	P. Vieira	Ford Escort RS 2000	H81-2000	10	41.8	21:27.171	117.0
3 573	André Castro Pinheiro	A. Pinheiro	Jaguar XJS V12	H81-MAX	10	41.8	21:31.211	116.6
4 502	Madalena Gaspar	M. Gaspar	VW Golf GTI	H81-1600	10	41.8	22:22.978	112.1
5 501	Carlos Dias Pedro	C. Pedro / R. Pereira	Ford RS 2000	H81-2000	10	37.9	22:31.903	111.4
6 513	Nuno Nunes	N. Nunes / P. Maso	Porsche 924 Turbo	H81-MAX	10	41.8	22:38.436	110.8
7 587	Manuel Cabral Menezes	M. Menezes	VW Golf GTI	H81-1600	10	41.8	22:48.073	110.0
8 588	Rafael Cerveira Pinto	R. Pinto / L. Liberal	Volkswagen Golf GTi	H81-1600	10	41.8	22:51.132	109.8
9 595	Antonio Fresco	A. Fresco / J. Fresco	Ford Capri MKIII V6	H81-MAX	10	41.8	23:09.312	108.4
10 528	Hugo Nazário	H. Nazário	Porsche 924	H81-2000	10	41.8	23:10.452	108.3
11 545	François Guerin	F. Guerin	BMW 1600 Ti	H71-1600	10	41.8	23:33.861	106.5
12 506	João Miguel Ribeiro	J. Ribeiro / M. Ribeiro	Alfa Romeo Giulia	H71-1600	9	33.7	21:32.878	104.8
13 524	Rui Carvalho	R. Carvalho	Porsche 924	H81-2000	9	37.6	21:39.323	104.3
14 557	Francisco Cardoso	F. Cardoso	Peugeot 104 ZS	1052	9	37.6	21:55.854	103.0
15 520	Francisco Freitas	F. Freitas	Datsun 1200	Production Ct	9	37.6	22:24.350	100.8
16 566	João Posser	J. Posser	Datsun 1200	Production Ct	9	37.6	22:34.615	100.0
17 580	Pedro Reis	P. Reis / P. Costa	Datsun 1200	Production Ct	9	37.6	22:39.752	99.6
18 584	Tomas Pinto Abreu	P. Abreu	Datsun 1200	Production Ct	9	37.6	22:43.669	99.4
19 565	Luis Santa-Bárbara	L. Santa-Bárbara	Datsun 1200	Production Ct	9	37.6	22:50.211	98.9
20 505	Carlos Lourenço	C. Lourenço / C. Maciel	Toyota Starlet	1052	9	37.6	22:52.444	98.7
21 577	Raffa 78	. Raffa	Datsun 1200	Production Ct	9	37.6	22:56.753	98.4
22 503	Guillermo Velasco	G. Velasco / J. Mota	Datsun 1200	Production Ct	9	37.6	23:13.440	97.2
23 590	Pedro Mourato Gordo	P. Gordo / A. Rodrigues	Datsun 1200	Production Ct	9	37.6	23:13.625	97.2
24 556	Veloso Amaral	V. Amaral / M. Barata	Hilman Imp	1052	8	33.4	21:44.686	92.3
25 538	Rui Moura	R. Moura / P. Black	VW Golf GTI	H-INV	3	12.5	6:54.464	109.0
26 554	Henrique Correia	H. Correia / P. Ribeiro	Ford Escort RS 2000	H81-2000	0	0		



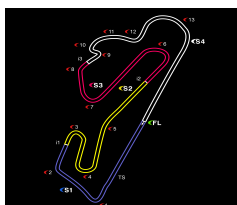
GROUP 1 PORTUGAL

ESTORIL CLASSICS 12 e 13 OUTUBRO 2019

Corrida 1

Fastest Lap Sequence

Elapsed	Nr Team	Car	Class	Driver	Time	Kph	Lap	
4:19.205	516	João Diogo Lopes	Ford Escort RS 2000	H81-2000	João Lopes	2:08.070	117.6	2
6:27.055	516	João Diogo Lopes	Ford Escort RS 2000	H81-2000	João Lopes	2:07.850	117.8	3
12:51.138	516	João Diogo Lopes	Ford Escort RS 2000	H81-2000	João Lopes	2:07.840	117.8	6
17:13.478	508	Paulo Vieira	Ford Escort RS 2000	H81-2000	Paulo Vieira	2:06.321	119.2	8



GROUP 1 PORTUGAL

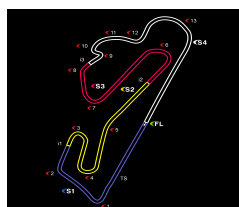
ESTORIL CLASSICS 12 e 13 OUTUBRO 2019

Corrida 1

Analysis by lap

Lapped

Nr	Lap Time	Gap	Nr	Lap Time	Gap	Nr	Lap Time	Gap	Nr	Lap Time	Gap	Nr	Lap Time	Gap
Lap 1			516	2:07.850		556	2:41.324	1 Lap	595	2:16.470	1:11.772	Lap 10		
516	2:11.135	0.000	573	2:08.168	4.374	502	2:13.013	30.369	556	2:39.967	1 Lap	516	2:08.282	
573	2:13.284	2.149	508	2:08.243	5.161	587	2:13.405	32.753	528	2:21.726	1:17.783	508	2:06.688	2.032
501	2:13.497	2.362	501	2:09.880	6.813	588	2:13.539	32.987	545	2:20.067	1:32.952	573	2:08.236	6.072
508	2:14.128	2.993	502	2:15.985	20.861	513	2:14.019	43.108	524	2:22.635	1:48.868	506	2:20.560	1 Lap
502	2:19.233	8.098	587	2:14.294	22.095	595	2:20.487	54.678	506	2:36.600	1:53.165	524	2:27.275	1 Lap
587	2:20.691	9.556	588	2:15.025	22.898	528	2:19.600	55.000	557	2:29.083	2:05.125	556	2:44.647	2 Laps
588	2:21.654	10.519	538	2:15.882	27.409	506	2:19.963	1:06.199	Lap 8			557	2:25.096	1 Lap
538	2:22.628	11.493	513	2:16.058	30.213	545	2:20.587	1:09.108	516	2:08.786		502	2:13.895	57.839
595	2:24.436	13.301	595	2:16.483	30.636	524	2:21.599	1:19.739	508	2:06.321	5.141	520	2:28.443	1 Lap
513	2:24.783	13.648	528	2:17.698	33.949	557	2:24.792	1:27.664	573	2:07.965	7.071	501	2:10.585	1:06.764
528	2:26.053	14.918	506	2:20.925	42.122	520	2:28.899	1:44.208	520	2:30.695	1 Lap	566	2:30.043	1 Lap
506	2:27.962	16.827	545	2:20.952	44.335	566	2:30.247	1:53.067	501	2:22.935	23.614	513	2:13.882	1:13.297
545	2:29.329	18.194	524	2:22.669	51.230	580	2:30.437	1:58.174	566	2:29.382	1 Lap	580	2:29.545	1 Lap
557	2:31.162	20.027	557	2:23.602	53.808	584	2:28.716	2:00.431	580	2:29.374	1 Lap	584	2:32.463	1 Lap
524	2:32.312	21.177	520	2:28.344	1:03.949	565	2:29.656	2:01.506	584	2:27.756	1 Lap	587	2:18.572	1:22.934
520	2:35.597	24.462	566	2:29.171	1:09.348	577	2:31.562	2:06.073	565	2:30.602	1 Lap	565	2:32.059	1 Lap
566	2:39.051	27.916	580	2:30.114	1:13.840	505	2:29.902	2:07.784	577	2:31.797	1 Lap	588	2:19.262	1:25.993
580	2:41.234	30.099	565	2:31.282	1:17.321	Lap 6			505	2:30.889	1 Lap	505	2:29.670	1 Lap
590	2:42.588	31.453	577	2:30.957	1:19.369	516	2:07.840		502	2:14.167	45.735	577	2:31.788	1 Lap
565	2:42.920	31.785	584	2:29.136	1:19.416	573	2:08.461	5.864	503	2:33.434	1 Lap	595	2:19.102	1:44.173
577	2:42.996	31.861	590	2:32.234	1:19.965	508	2:08.166	6.506	590	2:32.164	1 Lap	528	2:17.990	1:45.313
505	2:43.302	32.167	505	2:31.844	1:20.293	503	2:32.574	1 Lap	513	2:17.463	1:02.767	503	2:34.850	1 Lap
503	2:45.542	34.407	503	2:33.105	1:23.298	501	2:08.689	8.090	587	2:28.108	1:07.153	590	2:35.393	1 Lap
584	2:49.398	38.263	556	2:41.397	1:45.020	590	2:32.178	1 Lap	588	2:29.180	1:08.342	545	2:20.477	2:08.722
556	2:51.452	40.317	Lap 4			502	2:13.332	35.861	595	2:21.229	1:24.215	Lap 9		
Lap 2			516	2:07.887		588	2:16.160	41.307	528	2:18.315	1:27.312	516	2:08.520	
516	2:08.070		508	2:08.235	5.509	587	2:16.395	41.308	545	2:20.651	1:44.817	508	2:07.005	3.626
573	2:09.977	4.056	573	2:09.238	5.725	556	2:42.476	1 Lap	556	2:44.197	1 Lap	573	2:07.567	6.118
508	2:09.845	4.768	501	2:08.132	7.058	513	2:14.214	49.482	524	2:23.629	2:03.711	557	2:26.082	1 Lap
501	2:10.491	4.783	502	2:12.738	25.712	595	2:16.877	1:03.715	520	2:19.602	2:03.981	520	2:28.198	1 Lap
502	2:12.698	12.726	587	2:13.496	27.704	528	2:17.310	1:04.470	566	2:29.671	1 Lap	502	2:15.011	52.226
587	2:14.165	15.651	588	2:12.793	27.804	545	2:20.030	1:21.298	580	2:30.027	1 Lap	584	2:30.368	1 Lap
588	2:13.274	15.723	513	2:15.119	37.445	506	2:26.619	1:24.978	565	2:31.787	1 Lap	501	2:49.367	1:04.461
538	2:15.954	19.377	595	2:19.798	42.547	524	2:22.747	1:34.646	505	2:29.287	1 Lap	513	2:13.450	1:07.697
595	2:16.772	22.003	528	2:17.694	43.756	557	2:24.631	1:44.455	587	2:14.011	1:12.644	577	2:31.738	1 Lap
513	2:16.427	22.005	506	2:20.357	54.592	520	2:29.508	2:05.876	588	2:15.191	1:15.013	587	2:14.011	1:12.644
528	2:17.253	24.101	545	2:20.429	56.877	Lap 7			590	2:32.235	1 Lap	588	2:15.191	1:15.013
506	2:20.290	29.047	524	2:23.153	1:06.496	516	2:08.413		590	2:32.235	1 Lap	590	2:32.235	1 Lap
545	2:21.109	31.233	557	2:25.307	1:11.228	566	2:29.154	1 Lap	503	2:32.222	1 Lap	503	2:35.196	1 Lap
524	2:23.304	36.411	520	2:27.603	1:23.665	508	2:09.513	7.606	590	2:32.222	1 Lap	595	2:17.658	1:33.353
557	2:26.099	38.056	566	2:29.715	1:31.176	573	2:10.441	7.892	502	2:12.906	40.354	528	2:16.813	1:35.605
520	2:27.063	43.455	580	2:30.140	1:36.093	501	2:09.788	9.465	587	2:14.936	47.831	545	2:20.230	1:56.527
566	2:28.181	48.027	584	2:28.542	1:40.071	580	2:29.334	1 Lap	588	2:15.054	47.948	Lap 3		
580	2:29.547	51.576	565	2:30.772	1:40.206	584	2:29.353	1 Lap	513	2:13.021	54.090	516	2:08.070	
565	2:30.174	53.889	577	2:31.385	1:42.867	565	2:30.959	1 Lap	Lap 5			573	2:07.874	5.243
590	2:32.198	55.581	503	2:34.811	1:50.222	577	2:32.059	1 Lap	516	2:08.356		508	2:09.027	6.180
577	2:32.471	56.262	590	2:42.074	1:54.152	505	2:31.516	1 Lap	573	2:07.874	5.243	501	2:08.539	7.241
505	2:32.202	56.299	Lap 5			503	2:32.222	1 Lap	508	2:09.027	6.180	Lap 3		
503	2:31.706	58.043	516	2:08.356		590	2:32.561	1 Lap	584	2:27.937	58.130	556	2:39.226	1:11.473
584	2:27.937	58.130	573	2:07.874	5.243	502	2:12.906	40.354	Lap 3			Lap 3		
556	2:39.226	1:11.473	508	2:09.027	6.180	587	2:14.936	47.831	Lap 3			Lap 3		
Lap 3			501	2:08.539	7.241	588	2:15.054	47.948	Lap 3			Lap 3		
Lap 3			Lap 3			513	2:13.021	54.090	Lap 3			Lap 3		



GROUP 1 PORTUGAL

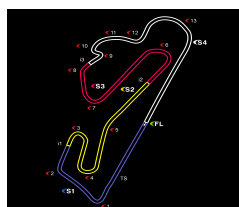
ESTORIL CLASSICS 12 e 13 OUTUBRO 2019

Corrida 1

Sector Analysis

Personal Best Session Best B Crossing the finish line in the pit lane

Lap	D	Time	Sector 1	Sector 2	Sector 3	Sector 4	T.Spd	Lap	D	Time	Sector 1	Sector 2	Sector 3	Sector 4	T.Spd
501 Carlos Dias Pedro Ford RS 2000								1. Carlos Pedro H81-2000							
2. Ricardo Pereira								5	1	2:19.963	29.590	35.593	31.609	43.171	157.8
1	1	2:13.497	32.522	31.552	29.277	40.146	138.0	6	1	2:26.619 B	28.987	35.875	31.675	50.082	165.2
2	1	2:10.491	27.081	31.982	30.104	41.324	181.8	7	1	2:36.600	46.082	35.595	31.581	43.342	
3	1	2:09.880	27.653	31.862	29.703	40.662	189.9	8	1	2:19.602	29.344	35.365	31.401	43.492	161.5
4	1	2:08.132	26.680	32.007	29.292	40.153	187.7	9	1	2:20.560	29.931	36.265	31.183	43.181	164.9
5	1	2:08.539	26.356	32.362	29.170	40.651	195.3	508 Paulo Vieira Ford Escort RS 2000							
6	1	2:08.689	26.519	32.848	29.218	40.104	194.6	1. Paulo Vieira H81-2000							
7	1	2:09.788	26.207	32.562	30.033	40.986	188.3	1	1	2:14.128	32.044	31.650	30.409	40.025	136.7
8	1	2:22.935 B	27.149	32.264	29.488	54.034	186.4	2	1	2:09.845	26.964	32.051	30.077	40.753	183.6
9	1	2:49.367	1:05.514	32.553	29.955	41.345		3	1	2:08.243	27.040	31.893	29.446	39.864	190.9
10	1	2:10.585	26.980	32.635	29.831	41.139	189.0	4	1	2:08.235	26.467	31.991	29.880	39.897	185.1
502 Madalena Gaspar VW Golf GTI								5	1	2:09.027	26.996	32.283	29.444	40.304	184.5
1. Madalena Gaspar H81-1600								6	1	2:08.166	26.648	32.239	28.928	40.351	187.7
1	1	2:19.233	34.434	33.549	29.901	41.349	127.8	7	1	2:09.513	26.167	32.033	30.300	41.013	191.9
2	1	2:12.698	27.884	33.501	29.915	41.398	171.9	8	1	2:06.321	26.490	32.000	28.435	39.396	192.6
3	1	2:15.985	27.833	33.516	30.182	44.454	172.7	9	1	2:07.005	26.060	31.864	28.724	40.357	193.6
4	1	2:12.738	27.618	33.651	30.106	41.363	173.2	10	1	2:06.688	26.037	31.560	28.817	40.274	191.6
5	1	2:13.013	27.636	33.595	30.164	41.618	172.7	513 Nuno Nunes Porsche 924 Turbo							
6	1	2:13.332	27.732	33.981	29.933	41.686	173.8	1. Nuno Nunes H81-MAX							
7	1	2:12.906	27.820	33.776	30.022	41.288	172.4	2. Piero Maso							
8	1	2:14.167	27.592	34.528	30.658	41.389	175.1	1	1	2:24.783	36.832	33.622	31.828	42.501	121.6
9	1	2:15.011	27.873	33.850	30.223	43.065	165.2	2	1	2:16.427	28.885	33.823	31.376	42.343	183.3
10	1	2:13.895	28.233	33.571	30.476	41.615	165.2	3	1	2:16.058	29.234	33.556	31.180	42.088	190.9
503 Guillermo Velasco Datsun 1200								4	1	2:15.119	29.173	34.076	30.324	41.546	184.8
1. Guillermo Velasco Production Cup								5	1	2:14.019	27.793	34.132	30.703	41.391	184.8
2. Javier Mota								6	1	2:14.214	27.761	33.964	30.891	41.598	180.0
1	1	2:45.542	45.589	38.593	33.977	47.383	120.3	7	1	2:13.021	27.641	33.990	30.497	40.893	179.7
2	1	2:31.706	31.506	38.622	34.257	47.321	145.5	8	1	2:17.463	28.796	33.942	33.204	41.521	194.3
3	1	2:33.105	32.049	39.344	34.176	47.536	134.5	9	1	2:13.450	27.491	34.043	30.445	41.471	191.9
4	1	2:34.811	31.604	39.025	35.976	48.206	144.8	10	1	2:13.882	27.522	33.829	30.689	41.842	180.3
5	1	2:32.574	32.091	38.461	34.158	47.864	142.3	516 João Diogo Lopes Ford Escort RS 2000							
6	1	2:32.222	31.654	38.550	34.057	47.961	145.3	1. João Lopes H81-2000							
7	1	2:33.434	31.859	38.682	34.447	48.446	142.5	2. Filipe Martins							
8	1	2:35.196	32.177	39.193	34.364	49.462	142.5	1	1	2:11.135	30.450	31.631	29.424	39.630	134.8
9	1	2:34.850	32.470	38.816	34.400	49.164	143.8	2	1	2:08.070	27.141	31.853	29.437	39.639	185.8
505 Carlos Lourenço Toyota Starlet								3	1	2:07.850	26.918	31.835	29.291	39.806	191.9
1. Carlos Lourenço 1052								4	1	2:07.887	26.874	31.784	29.444	39.785	192.3
2. Carlos Maciel								5	1	2:08.356	26.852	31.948	29.534	40.022	191.6
1	1	2:43.302	43.907	38.361	34.707	46.327	111.3	6	1	2:07.840	27.050	31.721	29.312	39.757	187.0
2	1	2:32.202	32.428	38.584	34.199	46.991	140.7	7	1	2:08.413	26.695	31.791	29.691	40.236	188.6
3	1	2:31.844	32.302	39.060	34.094	46.388	140.5	8	1	2:08.786	27.090	32.150	29.729	39.817	183.6
4	1	2:33.832	31.877	38.909	36.601	46.445	140.5	9	1	2:08.520	27.297	32.005	29.632	39.586	185.8
5	1	2:29.902	32.173	38.755	32.619	46.355	135.7	10	1	2:08.282	27.249	31.870	29.560	39.603	183.9
6	1	2:31.516	32.184	39.848	32.636	46.848	135.7	520 Francisco Freitas Datsun 1200							
7	1	2:30.889	31.999	38.081	33.291	47.518	136.8	1. Francisco Freitas Production Cup							
8	1	2:29.287	31.625	38.608	32.503	46.551	140.0	1	1	2:35.597	40.191	37.764	32.682	44.960	118.5
9	1	2:29.670	31.711	37.991	33.962	46.006	137.5	2	1	2:27.063	30.852	37.889	32.769	45.553	146.5
506 João Miguel Ribeiro Alfa Romeo Giulia								3	1	2:28.344	31.509	38.037	33.125	45.673	145.5
1. João Ribeiro H71-1600								4	1	2:27.603	31.012	37.719	33.216	45.656	144.8
2. Miguel Ribeiro								5	1	2:28.899	31.290	38.200	33.559	45.850	142.1
1	1	2:27.962	38.295	35.313	31.572	42.782	130.1	6	1	2:29.508	31.832	37.981	33.526	46.169	139.1
2	1	2:20.290	29.420	35.643	32.071	43.156	161.8	7	1	2:30.695	31.698	38.342	34.850	45.805	142.1
3	1	2:20.925	29.951	35.680	31.880	43.414	159.2	8	1	2:28.198	31.602	37.794	32.994	45.808	137.9
4	1	2:20.357	29.593	35.775	31.867	43.122	159.0	9	1	2:28.443	31.566	37.882	33.073	45.922	141.0



GROUP 1 PORTUGAL

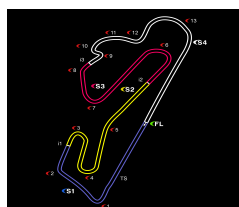
ESTORIL CLASSICS 12 e 13 OUTUBRO 2019

Corrida 1

Sector Analysis

Personal Best Session Best B Crossing the finish line in the pit lane

Lap	D	Time	Sector 1	Sector 2	Sector 3	Sector 4	T.Sp	Lap	D	Time	Sector 1	Sector 2	Sector 3	Sector 4	T.Sp
524		Rui Carvalho					Porsche 924	557		Francisco Cardoso					Peugeot 104 ZS
		1.Rui Carvalho					H81-2000			1.Francisco Cardoso					1052
1	1	2:32.312	39.843	36.194	32.418	43.857	129.9	1	1	2:31.162	39.402	35.419	32.978	43.363	128.2
2	1	2:23.304	30.515	36.063	32.177	44.549	155.8	2	1	2:26.099	32.199	36.110	33.428	44.362	146.5
3	1	2:22.669	30.033	36.283	32.186	44.167	161.5	3	1	2:23.602	30.246	35.562	32.961	44.833	153.2
4	1	2:23.153	30.010	36.013	33.039	44.091	163.9	4	1	2:25.307	30.745	35.909	34.010	44.643	157.1
5	1	2:21.599	29.309	35.877	31.975	44.438	171.6	5	1	2:24.792	30.603	36.202	33.254	44.733	157.8
6	1	2:22.747	29.756	36.333	32.545	44.113	169.5	6	1	2:24.631	30.681	36.188	33.354	44.408	155.8
7	1	2:22.635	29.782	36.239	31.990	44.624	169.2	7	1	2:29.083	33.493	36.484	33.949	45.157	123.6
8	1	2:23.629	29.944	36.624	32.598	44.463	166.9	8	1	2:26.082	31.046	36.421	33.821	44.794	155.4
9	1	2:27.275	29.757	38.230	33.338	45.950	166.2	9	1	2:25.096	30.714	35.965	33.506	44.911	158.0
528		Hugo Nazário					Porsche 924	565		Luis Santa-Bárbara					Datsun 1200
		1.Hugo Nazário					H81-2000			1.Luis Santa-Bárbara					Production Cup
1	1	2:26.053	37.097	35.470	31.030	42.456	127.2	1	1	2:42.920	43.742	38.734	34.086	46.358	118.3
2	1	2:17.253	28.439	35.022	31.250	42.542	171.3	2	1	2:30.174	31.725	38.270	33.423	46.756	144.6
3	1	2:17.698	28.517	35.056	31.417	42.708	175.4	3	1	2:31.282	31.895	38.630	33.912	46.845	140.0
4	1	2:17.694	28.732	35.429	31.199	42.334	172.7	4	1	2:30.772	32.012	38.253	33.757	46.750	139.1
5	1	2:19.600	29.027	35.357	31.388	43.828	165.7	5	1	2:29.656	31.699	38.261	33.188	46.508	141.8
6	1	2:17.310	29.074	35.226	30.937	42.073	175.4	6	1	2:30.959	31.589	38.199	34.691	46.480	141.6
7	1	2:21.726	27.997	39.901	31.497	42.331	174.3	7	1	2:30.602	31.660	38.317	33.464	47.161	142.3
8	1	2:18.315	29.258	35.268	31.333	42.456	160.1	8	1	2:31.787	31.865	38.320	34.029	47.573	140.2
9	1	2:16.813	28.314	35.148	31.101	42.250	174.9	9	1	2:32.059	32.717	38.860	33.723	46.759	140.3
10	1	2:17.990	28.268	35.105	31.092	43.525	176.3	566		João Posser					Datsun 1200
538		Rui Moura					VW Golf GTI			1.João Posser					Production Cup
		1.Rui Moura					H-INV								
		2.Pedro Black													
1	1	2:22.628	35.921	33.826	30.945	41.936	134.2	1	1	2:39.051	41.499	38.622	33.046	45.884	123.5
2	1	2:15.954	27.901	34.786	31.357	41.910	180.3	2	1	2:28.181	30.945	37.950	32.996	46.290	143.8
3	1	2:15.882	28.523	34.512	30.783	42.064	177.7	3	1	2:29.171	31.134	38.409	33.362	46.266	143.1
545		François Guerin					BMW 1600 Ti	4	1	2:29.715	31.264	38.233	33.587	46.631	142.5
		1.François Guerin					H71-1600	5	1	2:30.247	31.318	38.174	33.276	47.479	142.5
1	1	2:29.329	38.807	35.161	32.350	43.011	139.4	6	1	2:29.154	31.179	38.246	33.478	46.251	142.3
2	1	2:21.109	29.472	35.440	32.522	43.675	161.3	7	1	2:29.382	31.239	38.453	33.202	46.488	143.3
3	1	2:20.952	29.663	35.286	32.439	43.564	159.7	8	1	2:29.671	31.276	38.403	33.266	46.726	142.5
4	1	2:20.429	29.548	35.508	32.259	43.114	166.7	9	1	2:30.043	31.310	38.587	33.291	46.855	140.9
5	1	2:20.587	29.615	35.041	32.591	43.340	164.7	573		André Castro Pinheiro					Jaguar XJS V12
6	1	2:20.030	29.454	35.195	32.299	43.082	165.7			1.André Pinheiro					H81-MAX
7	1	2:20.067	29.244	35.415	32.280	43.128	173.5	1	1	2:13.284	31.266	32.070	30.395	39.553	140.7
8	1	2:20.651	29.522	35.428	32.173	43.528	170.8	2	1	2:09.977	26.677	32.314	30.651	40.335	176.5
9	1	2:20.230	29.544	35.382	32.157	43.147	170.5	3	1	2:08.168	26.770	32.388	29.594	39.416	205.5
10	1	2:20.477	29.529	35.331	32.006	43.611	167.9	4	1	2:09.238	26.546	32.415	30.849	39.428	193.9
556		Veloso Amaral					Hilman Imp	5	1	2:07.874	26.520	32.208	29.286	39.860	197.4
		1.Veloso Amaral					1052	6	1	2:08.461	26.511	32.552	29.086	40.312	195.3
		2.Miguel Barata						7	1	2:10.441	26.359	32.185	30.379	41.518	184.2
1	1	2:51.452	45.381	39.533	36.574	49.964	120.1	8	1	2:07.965	27.248	32.180	29.173	39.364	201.0
2	1	2:39.226	35.120	39.460	35.857	48.789	124.1	9	1	2:07.567	26.456	32.058	29.396	39.657	193.6
3	1	2:41.397	34.927	40.285	36.657	49.528	132.7	10	1	2:08.236	26.633	32.152	29.489	39.962	192.3
4	1	2:41.324	35.001	39.590	35.783	50.950	128.8	577		Raffa 78					Datsun 1200
5	1	2:42.476	34.973	40.511	36.064	50.928	130.4			1.Raffa					Production Cup
6	1	2:39.967	34.553	39.687	35.923	49.804	136.3	1	1	2:42.996	43.273	39.087	33.748	46.888	120.1
7	1	2:44.197	35.567	40.763	36.608	51.259	133.7	2	1	2:32.471	33.202	38.601	33.977	46.691	144.8
8	1	2:44.647	34.846	40.039	38.167	51.595	133.2	3	1	2:30.957	31.914	38.605	33.629	46.809	148.1
								4	1	2:31.385	31.785	39.184	33.858	46.558	139.3
								5	1	2:31.562	31.667	39.043	33.762	47.090	142.0



GROUP 1 PORTUGAL

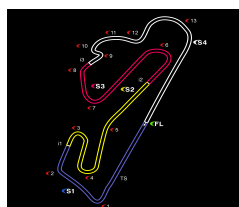
ESTORIL CLASSICS 12 e 13 OUTUBRO 2019

Corrida 1

Sector Analysis

Personal Best Session Best B Crossing the finish line in the pit lane

Lap	D	Time	Sector 1	Sector 2	Sector 3	Sector 4	T.Spd	Lap	D	Time	Sector 1	Sector 2	Sector 3	Sector 4	T.Spd
6	1	2:32.059	32.104	39.055	33.842	47.058	141.8	1	1	2:42.588	42.777	38.779	34.013	47.019	119.0
7	1	2:31.797	31.615	38.731	33.839	47.612	142.7	2	1	2:32.198	32.414	38.805	34.008	46.971	142.1
8	1	2:31.738	31.608	39.348	33.583	47.199	142.9	3	1	2:32.234	32.180	38.906	34.633	46.515	140.2
9	1	2:31.788	31.674	38.583	34.528	47.003	146.1	4	1	2:42.074	31.673	38.910	44.424	47.067	142.7
580 Pedro Reis								595 Antonio Fresco							
1. Pedro Reis								1. Antonio Fresco							
2. Paulo Costa								2. José Fresco							
Datsun 1200								Ford Capri MKIII V6							
Production Cup								H81-MAX							
1	1	2:41.234	41.941	39.052	34.138	46.103	121.1	1	1	2:24.436	36.654	33.612	31.659	42.511	129.4
2	1	2:29.547	31.589	38.340	33.866	46.232	143.1	2	1	2:16.772	28.886	33.825	31.331	42.730	178.8
3	1	2:30.114	31.437	38.444	33.379	46.854	143.4	3	1	2:16.483	28.758	33.636	31.272	42.817	182.7
4	1	2:30.140	31.426	38.259	33.844	46.611	142.9	4	1	2:19.798	28.633	35.308	32.808	43.049	181.2
5	1	2:30.437	31.765	38.626	33.555	46.491	141.6	5	1	2:20.487	29.912	34.414	32.123	44.038	153.9
6	1	2:29.334	31.170	38.350	33.400	46.414	142.7	6	1	2:16.877	29.156	33.925	31.252	42.544	172.4
7	1	2:29.374	31.057	38.630	33.466	46.221	145.7	7	1	2:16.470	28.093	33.308	31.517	43.552	179.7
8	1	2:30.027	31.309	38.266	33.873	46.579	142.5	8	1	2:21.229	31.138	33.749	31.415	44.927	164.9
9	1	2:29.545	31.235	38.493	33.223	46.594	144.6	9	1	2:17.658	29.351	33.726	31.693	42.888	175.4
584 Tomas Pinto Abreu								10	1	2:19.102	29.522	33.879	32.342	43.359	159.4
1. Pinto Abreu															
Datsun 1200															
Production Cup															
1	1	2:49.398	41.288	39.170	42.820	46.120	117.8								
2	1	2:27.937	30.843	38.172	33.038	45.884	145.5								
3	1	2:29.136	30.608	38.485	33.457	46.586	149.7								
4	1	2:28.542	31.059	38.235	33.138	46.110	145.9								
5	1	2:28.716	30.987	38.348	32.971	46.410	146.1								
6	1	2:29.353	30.669	38.102	33.074	47.508	145.9								
7	1	2:27.756	30.743	38.382	32.665	45.966	147.1								
8	1	2:30.368	30.800	38.058	34.578	46.932	147.7								
9	1	2:32.463	30.591	38.922	34.120	48.830	146.3								
587 Manuel Cabral Menezes															
1. Manuel Menezes															
VW Golf GTI															
H81-1600															
1	1	2:20.691	35.158	33.570	30.606	41.357	133.7								
2	1	2:14.165	27.667	34.090	30.752	41.656	180.6								
3	1	2:14.294	27.675	33.714	30.598	42.307	178.8								
4	1	2:13.496	27.472	33.949	30.343	41.732	181.8								
5	1	2:13.405	27.377	33.832	30.548	41.648	176.3								
6	1	2:16.395	28.349	34.242	30.671	43.133	180.0								
7	1	2:14.936	28.134	33.965	30.198	42.639	176.0								
8	1	2:28.108	41.507	34.196	30.605	41.800	172.4								
9	1	2:14.011	27.505	33.777	30.328	42.401	179.1								
10	1	2:18.572	30.277	34.467	30.947	42.881	138.6								
588 Rafael Cerveira Pinto															
1. Rafael Pinto															
2. Luis Liberal															
Volkswagen Golf GTI															
H81-1600															
1	1	2:21.654	35.426	33.535	31.235	41.458	130.8								
2	1	2:13.274	27.246	34.268	30.542	41.218	182.7								
3	1	2:15.025	28.396	34.643	30.576	41.410	179.4								
4	1	2:12.793	27.426	33.571	30.742	41.054	182.7								
5	1	2:13.539	27.640	33.916	30.859	41.124	179.1								
6	1	2:16.160	27.505	36.332	30.482	41.841	177.4								
7	1	2:15.054	27.819	34.659	30.486	42.090	174.0								
8	1	2:29.180	41.120	36.243	30.485	41.332	178.8								
9	1	2:15.191	27.545	34.920	30.300	42.426	177.4								
10	1	2:19.262	30.384	35.692	31.538	41.648	136.0								
590 Pedro Mourato Gordo															
1. Pedro Gordo															
2. António Rodrigues															
Datsun 1200															
Production Cup															



GROUP 1 PORTUGAL

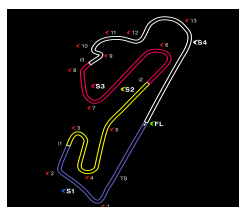
ESTORIL CLASSICS 12 e 13 OUTUBRO 2019

Corrida 1

Sector Analysis

■ Personal Best ■ Session Best B Crossing the finish line in the pit lane

Lap	D	Time	Sector 1	Sector 2	Sector 3	Sector 4	T.Spd	Lap	D	Time	Sector 1	Sector 2	Sector 3	Sector 4	T.Spd
501 Carlos Dias Pedro Ford RS 2000								1. Carlos Pedro H81-2000							
2. Ricardo Pereira								5	1	2:19.963	29.590	35.593	31.609	43.171	157.8
1	1	2:13.497	32.522	31.552	29.277	40.146	138.0	6	1	2:26.619 B	28.987	35.875	31.675	50.082	165.2
2	1	2:10.491	27.081	31.982	30.104	41.324	181.8	7	1	2:36.600	46.082	35.595	31.581	43.342	
3	1	2:09.880	27.653	31.862	29.703	40.662	189.9	8	1	2:19.602	29.344	35.365	31.401	43.492	161.5
4	1	2:08.132	26.680	32.007	29.292	40.153	187.7	9	1	2:20.560	29.931	36.265	31.183	43.181	164.9
5	1	2:08.539	26.356	32.362	29.170	40.651	195.3	508 Paulo Vieira Ford Escort RS 2000							
6	1	2:08.689	26.519	32.848	29.218	40.104	194.6	1. Paulo Vieira H81-2000							
7	1	2:09.788	26.207	32.562	30.033	40.986	188.3	1	1	2:14.128	32.044	31.650	30.409	40.025	136.7
8	1	2:22.935 B	27.149	32.264	29.488	54.034	186.4	2	1	2:09.845	26.964	32.051	30.077	40.753	183.6
9	1	2:49.367	1:05.514	32.553	29.955	41.345		3	1	2:08.243	27.040	31.893	29.446	39.864	190.9
10	1	2:10.585	26.980	32.635	29.831	41.139	189.0	4	1	2:08.235	26.467	31.991	29.880	39.897	185.1
502 Madalena Gaspar VW Golf GTI								5	1	2:09.027	26.996	32.283	29.444	40.304	184.5
1. Madalena Gaspar H81-1600								6	1	2:08.166	26.648	32.239	28.928	40.351	187.7
1	1	2:19.233	34.434	33.549	29.901	41.349	127.8	7	1	2:09.513	26.167	32.033	30.300	41.013	191.9
2	1	2:12.698	27.884	33.501	29.915	41.398	171.9	8	1	2:06.321	26.490	32.000	28.435	39.396	192.6
3	1	2:15.985	27.833	33.516	30.182	44.454	172.7	9	1	2:07.005	26.060	31.864	28.724	40.357	193.6
4	1	2:12.738	27.618	33.651	30.106	41.363	173.2	10	1	2:06.688	26.037	31.560	28.817	40.274	191.6
5	1	2:13.013	27.636	33.595	30.164	41.618	172.7	513 Nuno Nunes Porsche 924 Turbo							
6	1	2:13.332	27.732	33.981	29.933	41.686	173.8	1. Nuno Nunes H81-MAX							
7	1	2:12.906	27.820	33.776	30.022	41.288	172.4	2. Piero Maso							
8	1	2:14.167	27.592	34.528	30.658	41.389	175.1	1	1	2:24.783	36.832	33.622	31.828	42.501	121.6
9	1	2:15.011	27.873	33.850	30.223	43.065	165.2	2	1	2:16.427	28.885	33.823	31.376	42.343	183.3
10	1	2:13.895	28.233	33.571	30.476	41.615	165.2	3	1	2:16.058	29.234	33.556	31.180	42.088	190.9
503 Guillermo Velasco Datsun 1200								4	1	2:15.119	29.173	34.076	30.324	41.546	184.8
1. Guillermo Velasco Production Cup								5	1	2:14.019	27.793	34.132	30.703	41.391	184.8
2. Javier Mota								6	1	2:14.214	27.761	33.964	30.891	41.598	180.0
1	1	2:45.542	45.589	38.593	33.977	47.383	120.3	7	1	2:13.021	27.641	33.990	30.497	40.893	179.7
2	1	2:31.706	31.506	38.622	34.257	47.321	145.5	8	1	2:17.463	28.796	33.942	33.204	41.521	194.3
3	1	2:33.105	32.049	39.344	34.176	47.536	134.5	9	1	2:13.450	27.491	34.043	30.445	41.471	191.9
4	1	2:34.811	31.604	39.025	35.976	48.206	144.8	10	1	2:13.882	27.522	33.829	30.689	41.842	180.3
5	1	2:32.574	32.091	38.461	34.158	47.864	142.3	516 João Diogo Lopes Ford Escort RS 2000							
6	1	2:32.222	31.654	38.550	34.057	47.961	145.3	1. João Lopes H81-2000							
7	1	2:33.434	31.859	38.682	34.447	48.446	142.5	2. Filipe Martins							
8	1	2:35.196	32.177	39.193	34.364	49.462	142.5	1	1	2:11.135	30.450	31.631	29.424	39.630	134.8
9	1	2:34.850	32.470	38.816	34.400	49.164	143.8	2	1	2:08.070	27.141	31.853	29.437	39.639	185.8
505 Carlos Lourenço Toyota Starlet								3	1	2:07.850	26.918	31.835	29.291	39.806	191.9
1. Carlos Lourenço 1052								4	1	2:07.887	26.874	31.784	29.444	39.785	192.3
2. Carlos Maciel								5	1	2:08.356	26.852	31.948	29.534	40.022	191.6
1	1	2:43.302	43.907	38.361	34.707	46.327	111.3	6	1	2:07.840	27.050	31.721	29.312	39.757	187.0
2	1	2:32.202	32.428	38.584	34.199	46.991	140.7	7	1	2:08.413	26.695	31.791	29.691	40.236	188.6
3	1	2:31.844	32.302	39.060	34.094	46.388	140.5	8	1	2:08.786	27.090	32.150	29.729	39.817	183.6
4	1	2:33.832	31.877	38.909	36.601	46.445	140.5	9	1	2:08.520	27.297	32.005	29.632	39.586	185.8
5	1	2:29.902	32.173	38.755	32.619	46.355	135.7	10	1	2:08.282	27.249	31.870	29.560	39.603	183.9
6	1	2:31.516	32.184	39.848	32.636	46.848	135.7	520 Francisco Freitas Datsun 1200							
7	1	2:30.889	31.999	38.081	33.291	47.518	136.8	1. Francisco Freitas Production Cup							
8	1	2:29.287	31.625	38.608	32.503	46.551	140.0	1	1	2:35.597	40.191	37.764	32.682	44.960	118.5
9	1	2:29.670	31.711	37.991	33.962	46.006	137.5	2	1	2:27.063	30.852	37.889	32.769	45.553	146.5
506 João Miguel Ribeiro Alfa Romeo Giulia								3	1	2:28.344	31.509	38.037	33.125	45.673	145.5
1. João Ribeiro H71-1600								4	1	2:27.603	31.012	37.719	33.216	45.656	144.8
2. Miguel Ribeiro								5	1	2:28.899	31.290	38.200	33.559	45.850	142.1
1	1	2:27.962	38.295	35.313	31.572	42.782	130.1	6	1	2:29.508	31.832	37.981	33.526	46.169	139.1
2	1	2:20.290	29.420	35.643	32.071	43.156	161.8	7	1	2:30.695	31.698	38.342	34.850	45.805	142.1
3	1	2:20.925	29.951	35.680	31.880	43.414	159.2	8	1	2:28.198	31.602	37.794	32.994	45.808	137.9
4	1	2:20.357	29.593	35.775	31.867	43.122	159.0	9	1	2:28.443	31.566	37.882	33.073	45.922	141.0

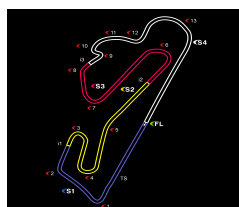


GROUP 1 PORTUGAL ESTORIL CLASSICS 12 e 13 OUTUBRO 2019 Corrida 1

Sector Analysis

Personal Best Session Best B Crossing the finish line in the pit lane

Lap	D	Time	Sector 1	Sector 2	Sector 3	Sector 4	T.Spd	Lap	D	Time	Sector 1	Sector 2	Sector 3	Sector 4	T.Spd
524		Rui Carvalho					Porsche 924								
		1.Rui Carvalho					H81-2000								
1	1	2:32.312	39.843	36.194	32.418	43.857	129.9	1	1	2:31.162	39.402	35.419	32.978	43.363	128.2
2	1	2:23.304	30.515	36.063	32.177	44.549	155.8	2	1	2:26.099	32.199	36.110	33.428	44.362	146.5
3	1	2:22.669	30.033	36.283	32.186	44.167	161.5	3	1	2:23.602	30.246	35.562	32.961	44.833	153.2
4	1	2:23.153	30.010	36.013	33.039	44.091	163.9	4	1	2:25.307	30.745	35.909	34.010	44.643	157.1
5	1	2:21.599	29.309	35.877	31.975	44.438	171.6	5	1	2:24.792	30.603	36.202	33.254	44.733	157.8
6	1	2:22.747	29.756	36.333	32.545	44.113	169.5	6	1	2:24.631	30.681	36.188	33.354	44.408	155.8
7	1	2:22.635	29.782	36.239	31.990	44.624	169.2	7	1	2:29.083	33.493	36.484	33.949	45.157	123.6
8	1	2:23.629	29.944	36.624	32.598	44.463	166.9	8	1	2:26.082	31.046	36.421	33.821	44.794	155.4
9	1	2:27.275	29.757	38.230	33.338	45.950	166.2	9	1	2:25.096	30.714	35.965	33.506	44.911	158.0
528		Hugo Nazário					Porsche 924								
		1.Hugo Nazário					H81-2000								
1	1	2:26.053	37.097	35.470	31.030	42.456	127.2	1	1	2:42.920	43.742	38.734	34.086	46.358	118.3
2	1	2:17.253	28.439	35.022	31.250	42.542	171.3	2	1	2:30.174	31.725	38.270	33.423	46.756	144.6
3	1	2:17.698	28.517	35.056	31.417	42.708	175.4	3	1	2:31.282	31.895	38.630	33.912	46.845	140.0
4	1	2:17.694	28.732	35.429	31.199	42.334	172.7	4	1	2:30.772	32.012	38.253	33.757	46.750	139.1
5	1	2:19.600	29.027	35.357	31.388	43.828	165.7	5	1	2:29.656	31.699	38.261	33.188	46.508	141.8
6	1	2:17.310	29.074	35.226	30.937	42.073	175.4	6	1	2:30.959	31.589	38.199	34.691	46.480	141.6
7	1	2:21.726	27.997	39.901	31.497	42.331	174.3	7	1	2:30.602	31.660	38.317	33.464	47.161	142.3
8	1	2:18.315	29.258	35.268	31.333	42.456	160.1	8	1	2:31.787	31.865	38.320	34.029	47.573	140.2
9	1	2:16.813	28.314	35.148	31.101	42.250	174.9	9	1	2:32.059	32.717	38.860	33.723	46.759	140.3
10	1	2:17.990	28.268	35.105	31.092	43.525	176.3								
538		Rui Moura					VW Golf GTI								
		1.Rui Moura					H-INV								
		2.Pedro Black													
1	1	2:22.628	35.921	33.826	30.945	41.936	134.2	1	1	2:39.051	41.499	38.622	33.046	45.884	123.5
2	1	2:15.954	27.901	34.786	31.357	41.910	180.3	2	1	2:28.181	30.945	37.950	32.996	46.290	143.8
3	1	2:15.882	28.523	34.512	30.783	42.064	177.7	3	1	2:29.171	31.134	38.409	33.362	46.266	143.1
545		François Guerin					BMW 1600 Ti								
		1.François Guerin					H71-1600								
1	1	2:29.329	38.807	35.161	32.350	43.011	139.4	4	1	2:29.715	31.264	38.233	33.587	46.631	142.5
2	1	2:21.109	29.472	35.440	32.522	43.675	161.3	5	1	2:30.247	31.318	38.174	33.276	47.479	142.5
3	1	2:20.952	29.663	35.286	32.439	43.564	159.7	6	1	2:29.154	31.179	38.246	33.478	46.251	142.3
4	1	2:20.429	29.548	35.508	32.259	43.114	166.7	7	1	2:29.382	31.239	38.453	33.202	46.488	143.3
5	1	2:20.587	29.615	35.041	32.591	43.340	164.7	8	1	2:29.671	31.276	38.403	33.266	46.726	142.5
6	1	2:20.030	29.454	35.195	32.299	43.082	165.7	9	1	2:30.043	31.310	38.587	33.291	46.855	140.9
7	1	2:20.067	29.244	35.415	32.280	43.128	173.5								
8	1	2:20.651	29.522	35.428	32.173	43.528	170.8								
9	1	2:20.230	29.544	35.382	32.157	43.147	170.5								
10	1	2:20.477	29.529	35.331	32.006	43.611	167.9								
556		Veloso Amaral					Hilman Imp								
		1.Veloso Amaral					1052								
		2.Miguel Barata													
1	1	2:51.452	45.381	39.533	36.574	49.964	120.1	1	1	2:13.284	31.266	32.070	30.395	39.553	140.7
2	1	2:39.226	35.120	39.460	35.857	48.789	124.1	2	1	2:09.977	26.677	32.314	30.651	40.335	176.5
3	1	2:41.397	34.927	40.285	36.657	49.528	132.7	3	1	2:08.168	26.770	32.388	29.594	39.416	205.5
4	1	2:41.324	35.001	39.590	35.783	50.950	128.8	4	1	2:09.238	26.546	32.415	30.849	39.428	193.9
5	1	2:42.476	34.973	40.511	36.064	50.928	130.4	5	1	2:07.874	26.520	32.208	29.286	39.860	197.4
6	1	2:39.967	34.553	39.687	35.923	49.804	136.3	6	1	2:08.461	26.511	32.552	29.086	40.312	195.3
7	1	2:44.197	35.567	40.763	36.608	51.259	133.7	7	1	2:10.441	26.359	32.185	30.379	41.518	184.2
8	1	2:44.647	34.846	40.039	38.167	51.595	133.2	8	1	2:07.965	27.248	32.180	29.173	39.364	201.0
557		Raffa 78					Datsun 1200								
		1. Raffa					Production Cup								
1	1	2:42.996	43.273	39.087	33.748	46.888	120.1	9	1	2:07.567	26.456	32.058	29.396	39.657	193.6
2	1	2:32.471	33.202	38.601	33.977	46.691	144.8	10	1	2:08.236	26.633	32.152	29.489	39.962	192.3
3	1	2:30.957	31.914	38.605	33.629	46.809	148.1								
4	1	2:31.385	31.785	39.184	33.858	46.558	139.3								
5	1	2:31.562	31.667	39.043	33.762	47.090	142.0								



GROUP 1 PORTUGAL

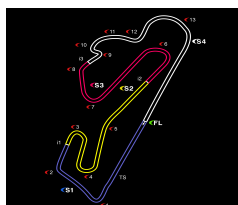
ESTORIL CLASSICS 12 e 13 OUTUBRO 2019

Corrida 1

Sector Analysis

■ Personal Best ■ Session Best B Crossing the finish line in the pit lane

Lap	D	Time	Sector 1	Sector 2	Sector 3	Sector 4	T.Spd	Lap	D	Time	Sector 1	Sector 2	Sector 3	Sector 4	T.Spd
6	1	2:32.059	32.104	39.055	33.842	47.058	141.8	1	1	2:42.588	42.777	38.779	34.013	47.019	119.0
7	1	2:31.797	31.615	38.731	33.839	47.612	142.7	2	1	2:32.198	32.414	38.805	34.008	46.971	142.1
8	1	2:31.738	31.608	39.348	33.583	47.199	142.9	3	1	2:32.234	32.180	38.906	34.633	46.515	140.2
9	1	2:31.788	31.674	38.583	34.528	47.003	146.1	4	1	2:42.074	31.673	38.910	44.424	47.067	142.7
580 Pedro Reis 1. Pedro Reis 2. Paulo Costa Datsun 1200 Production Cup								5	1	2:32.178	32.021	38.917	34.018	47.222	140.2
1	1	2:41.234	41.941	39.052	34.138	46.103	121.1	6	1	2:32.561	31.822	39.279	34.163	47.297	141.0
2	1	2:29.547	31.589	38.340	33.866	46.232	143.1	7	1	2:32.164	31.968	39.232	33.949	47.015	138.7
3	1	2:30.114	31.437	38.444	33.379	46.854	143.4	8	1	2:32.235	32.070	39.158	33.770	47.237	139.8
4	1	2:30.140	31.426	38.259	33.844	46.611	142.9	9	1	2:35.393	32.940	38.829	34.642	48.982	137.7
5	1	2:30.437	31.765	38.626	33.555	46.491	141.6	595 Antonio Fresco 1. Antonio Fresco 2. José Fresco Ford Capri MKIII V6 H81-MAX							
6	1	2:29.334	31.170	38.350	33.400	46.414	142.7	1	1	2:24.436	36.654	33.612	31.659	42.511	129.4
7	1	2:29.374	31.057	38.630	33.466	46.221	145.7	2	1	2:16.772	28.886	33.825	31.331	42.730	178.8
8	1	2:30.027	31.309	38.266	33.873	46.579	142.5	3	1	2:16.483	28.758	33.636	31.272	42.817	182.7
9	1	2:29.545	31.235	38.493	33.223	46.594	144.6	4	1	2:19.798	28.633	35.308	32.808	43.049	181.2
584 Tomas Pinto Abreu 1. Pinto Abreu Datsun 1200 Production Cup								5	1	2:20.487	29.912	34.414	32.123	44.038	153.9
1	1	2:49.398	41.288	39.170	42.820	46.120	117.8	6	1	2:16.877	29.156	33.925	31.252	42.544	172.4
2	1	2:27.937	30.843	38.172	33.038	45.884	145.5	7	1	2:16.470	28.093	33.308	31.517	43.552	179.7
3	1	2:29.136	30.608	38.485	33.457	46.586	149.7	8	1	2:21.229	31.138	33.749	31.415	44.927	164.9
4	1	2:28.542	31.059	38.235	33.138	46.110	145.9	9	1	2:17.658	29.351	33.726	31.693	42.888	175.4
5	1	2:28.716	30.987	38.348	32.971	46.410	146.1	10	1	2:19.102	29.522	33.879	32.342	43.359	159.4
6	1	2:29.353	30.669	38.102	33.074	47.508	145.9	587 Manuel Cabral Menezes 1. Manuel Menezes VW Golf GTI H81-1600							
7	1	2:27.756	30.743	38.382	32.665	45.966	147.1	1	1	2:20.691	35.158	33.570	30.606	41.357	133.7
8	1	2:30.368	30.800	38.058	34.578	46.932	147.7	2	1	2:14.165	27.667	34.090	30.752	41.656	180.6
9	1	2:32.463	30.591	38.922	34.120	48.830	146.3	3	1	2:14.294	27.675	33.714	30.598	42.307	178.8
588 Rafael Cerveira Pinto 1. Rafael Pinto 2. Luis Liberal Volkswagen Golf GTI H81-1600								4	1	2:13.496	27.472	33.949	30.343	41.732	181.8
1	1	2:20.691	35.158	33.570	30.606	41.357	133.7	5	1	2:13.405	27.377	33.832	30.548	41.648	176.3
2	1	2:14.165	27.667	34.090	30.752	41.656	180.6	6	1	2:16.395	28.349	34.242	30.671	43.133	180.0
3	1	2:14.294	27.675	33.714	30.598	42.307	178.8	7	1	2:14.936	28.134	33.965	30.198	42.639	176.0
4	1	2:13.496	27.472	33.949	30.343	41.732	181.8	8	1	2:28.108	41.507	34.196	30.605	41.800	172.4
5	1	2:13.405	27.377	33.832	30.548	41.648	176.3	9	1	2:14.011	27.505	33.777	30.328	42.401	179.1
6	1	2:16.395	28.349	34.242	30.671	43.133	180.0	10	1	2:18.572	30.277	34.467	30.947	42.881	138.6
7	1	2:14.936	28.134	33.965	30.198	42.639	176.0	588 Rafael Cerveira Pinto 1. Rafael Pinto 2. Luis Liberal Volkswagen Golf GTI H81-1600							
8	1	2:28.108	41.507	34.196	30.605	41.800	172.4	1	1	2:21.654	35.426	33.535	31.235	41.458	130.8
9	1	2:14.011	27.505	33.777	30.328	42.401	179.1	2	1	2:13.274	27.246	34.268	30.542	41.218	182.7
10	1	2:18.572	30.277	34.467	30.947	42.881	138.6	3	1	2:15.025	28.396	34.643	30.576	41.410	179.4
588 Rafael Cerveira Pinto 1. Rafael Pinto 2. Luis Liberal Volkswagen Golf GTI H81-1600								4	1	2:12.793	27.426	33.571	30.742	41.054	182.7
1	1	2:21.654	35.426	33.535	31.235	41.458	130.8	5	1	2:13.539	27.640	33.916	30.859	41.124	179.1
2	1	2:13.274	27.246	34.268	30.542	41.218	182.7	6	1	2:16.160	27.505	36.332	30.482	41.841	177.4
3	1	2:15.025	28.396	34.643	30.576	41.410	179.4	7	1	2:15.054	27.819	34.659	30.486	42.090	174.0
4	1	2:12.793	27.426	33.571	30.742	41.054	182.7	8	1	2:29.180	41.120	36.243	30.485	41.332	178.8
5	1	2:13.539	27.640	33.916	30.859	41.124	179.1	9	1	2:15.191	27.545	34.920	30.300	42.426	177.4
6	1	2:16.160	27.505	36.332	30.482	41.841	177.4	10	1	2:19.262	30.384	35.692	31.538	41.648	136.0
7	1	2:15.054	27.819	34.659	30.486	42.090	174.0	590 Pedro Mourato Gordo 1. Pedro Gordo 2. António Rodrigues Datsun 1200 Production Cup							
8	1	2:29.180	41.120	36.243	30.485	41.332	178.8								
9	1	2:15.191	27.545	34.920	30.300	42.426	177.4								
10	1	2:19.262	30.384	35.692	31.538	41.648	136.0								



GROUP 1 PORTUGAL

ESTORIL CLASSICS 12 e 13 OUTUBRO 2019

Corrida 1

Best Top Speed

Team	Car	Class	Top Speed	Top 1 Kph Lap	Top 2 Kph Lap	Top 3 Kph Lap	Top 4 Kph Lap	Top 5 Kph Lap	Avg					
573 André Castro Pinheiro	Jaguar XJS V12	H81-MAX	A. Pinheiro	205.5	3	201.0	8	197.4	5	195.3	6	193.9	4	198,6
501 Carlos Dias Pedro	Ford RS 2000	H81-2000	C. Pedro	195.3	5	194.6	6	189.9	3	189.0	10	188.3	7	191,4
513 Nuno Nunes	Porsche 924 Turbo	H81-MAX	N. Nunes	194.3	8	191.9	9	190.9	3	184.8	4	184.8	5	189,3
508 Paulo Vieira	Ford Escort RS 2000	H81-2000	P. Vieira	193.6	9	192.6	8	191.9	7	191.6	10	190.9	3	192,1
516 João Diogo Lopes	Ford Escort RS 2000	H81-2000	J. Lopes	192.3	4	191.9	3	191.6	5	188.6	7	187.0	6	190,3
588 Rafael Cerveira Pinto	Volkswagen Golf GTi	H81-1600	R. Pinto	182.7	2	182.7	4	179.4	3	179.1	5	178.8	8	180,5
595 Antonio Fresco	Ford Capri MKIII V6	H81-MAX	A. Fresco	182.7	3	181.2	4	179.7	7	178.8	2	175.4	9	179,6
587 Manuel Cabral Menezes	VW Golf GTI	H81-1600	M. Menezes	181.8	4	180.6	2	180.0	6	179.1	9	178.8	3	180,1
538 Rui Moura	VW Golf GTI	H-INV	R. Moura	180.3	2	177.7	3	134.2	1					164,1
528 Hugo Nazário	Porsche 924	H81-2000	H. Nazário	176.3	10	175.4	6	175.4	3	174.9	9	174.3	7	175,3
502 Madalena Gaspar	VW Golf GTI	H81-1600	M. Gaspar	175.1	8	173.8	6	173.2	4	172.7	3	172.7	5	173,5
545 François Guérin	BMW 1600 Ti	H71-1600	F. Guérin	173.5	7	170.8	8	170.5	9	167.9	10	166.7	4	169,9
524 Rui Carvalho	Porsche 924	H81-2000	R. Carvalho	171.6	5	169.5	6	169.2	7	166.9	8	166.2	9	168,7
506 João Miguel Ribeiro	Alfa Romeo Giulia	H71-1600	J. Ribeiro	165.2	6	164.9	9	161.8	2	161.5	8	159.2	3	162,5
557 Francisco Cardoso	Peugeot 104 ZS	1052	F. Cardoso	158.0	9	157.8	5	157.1	4	155.8	6	155.4	8	156,8
584 Tomas Pinto Abreu	Datsun 1200	Production Ci	P. Abreu	149.7	3	147.7	8	147.1	7	146.3	9	146.1	5	147,4
577 Raffa 78	Datsun 1200	Production Ci	Raffa	148.1	3	146.1	9	144.8	2	142.9	8	142.7	7	144,9
520 Francisco Freitas	Datsun 1200	Production Ci	F. Freitas	146.5	2	145.5	3	144.8	4	142.1	5	142.1	7	144,2
580 Pedro Reis	Datsun 1200	Production Ci	P. Reis	145.7	7	144.6	9	143.4	3	143.1	2	142.9	4	143,9
503 Guillermo Velasco	Datsun 1200	Production Ci	G. Velasco	145.5	2	145.3	6	144.8	4	143.8	9	142.5	7	144,4
565 Luis Santa-Bárbara	Datsun 1200	Production Ci	L. Santa-Bárbara	144.6	2	142.3	7	141.8	5	141.6	6	140.3	9	142,1
566 João Posser	Datsun 1200	Production Ci	J. Posser	143.8	2	143.3	7	143.1	3	142.5	4	142.5	5	143,0
590 Pedro Mourato Gordo	Datsun 1200	Production Ci	P. Gordo	142.7	4	142.1	2	141.0	6	140.2	3	140.2	5	141,2
505 Carlos Lourenço	Toyota Starlet	1052	C. Lourenço	140.7	2	140.5	3	140.5	4	140.0	8	137.5	9	139,8
556 Veloso Amaral	Hilman Imp	1052	V. Amaral	136.3	6	133.7	7	133.2	8	132.7	3	130.4	5	133,3
554 Henrique Correia	Ford Escort RS 2000	H81-2000												