

2H GROUP1 + TROFÉU MINI

ESTORIL RACING FESTIVAL 22 a 24 Novembro 2019

TREINO CRONOMETRADO

Classification

Nr Drivers	Team	Car	Cl.	Time	Lap Total	Gap	Kph
1 516 J. Diogo Lopes / F. Martins / F. Soares		Ford Escort RS 2000	H81-2000	2:05.303	18 22	-	120.2
2 501 C. Dias Pedro / R. Pereira		Ford RS 2000	H81-2000	2:05.428	10 16	+0.125	120.0
3 508 P. Vieira / J. Cruz		Ford Escort RS 2000	H81-2000	2:07.594	18 21	+2.291	118.0
4 514 R. Macedo / A. Gago		Ford Escort RS 2000	H81-2000	2:08.067	19 22	+2.764	117.6
5 573 A. Castro Pinheiro / F. Sande e Castro		Jaguar XJS V12	H81-Max	2:09.154	13 20	+3.851	116.6
6 579 M. Ferreira / A. Ferreira		Ford Escort RS 2000	H81-2000	2:11.572	22 22	+6.269	114.4
7 540 C. Matos / N. Matos		Volkswagen Golf GTi	H81-1600	2:12.256	6 16	+6.953	113.8
8 502 M. Gaspar / M. Amaral / V. Ferreira		VW Golf GTI	H81-1600	2:12.547	12 14	+7.244	113.6
9 588 R. Cerveira Pinto / L. Pedro Liberal		Volkswagen Golf GTi	H81-1600	2:13.288	16 24	+7.985	113.0
10 595 A. Fresco / J. Fresco / R. Salgado		Ford Capri MKIII V6	H81-Max	2:14.340	11 13	+9.037	112.1
11 513 N. Nunes / P. dal Maso		Porsche 924 Turbo	H81-Max	2:14.628	12 13	+9.325	111.8
12 550 J. Mota / A. Stuerken		Jaguar	H81-Max	2:16.696	5 18	+11.393	110.1
13 528 H. Nazario / P. Redol		Porsche 924	H81-2000	2:17.175	17 21	+11.872	109.8
14 538 R. Moura / P. Black		VW Golf GTI	H-INV	2:17.178	11 19	+11.875	109.7
15 506 J. Miguel Ribeiro / M. Ribeiro		Alfa Romeo Giulia	H71-1600	2:20.807	15 15	+15.504	106.9
16 524 R. Carvalho / L. Monteiro		Porsche 924	H81-2000	2:21.447	18 18	+16.144	106.4
17 545 J. Paulo Antunes / B. P. Abreu		BMW 1600 ti	H71-1600	2:22.861	16 21	+17.558	105.4
18 6 M. Sales / R. Salvada / J. Cavaleiro e Silva		Mini Cooper	TM	2:25.223	19 21	+19.920	103.7
19 3 G. Affonso / L. Veiga		Mini Cooper	TM	2:25.726	4 12	+20.423	103.3
20 520 F. Freitas / L. Magalhaes		Datsun 1200	PC	2:26.387	19 20	+21.084	102.8
21 21 N. Rego / A. Leal		Mini Cooper	TM	2:26.978	17 21	+21.675	102.4
22 561 A. Santos Mendonca / L. Neto		Datsun 1200	PC	2:27.286	12 21	+21.983	102.2
23 16 G. dal-Maso / J. Carvalhosa		Mini Cooper	TM	2:27.311	4 16	+22.008	102.2
24 584 T. Pinto Abreu / J. Rebelo Martins		Datsun 1200	PC	2:27.453	14 22	+22.150	102.1
25 96 F. Borreguero / M. Ferrao / T. Marques		Mini Cooper	TM	2:27.918	10 19	+22.615	101.8
26 62 J. Neves / P. Santos		Mini Cooper	TM	2:28.021	6 21	+22.718	101.7
27 566 J. Posser / F. Guedes		Datsun 1200	PC	2:28.166	17 19	+22.863	101.6
28 580 P. Reis / P. Costa		Datsun 1200	PC	2:28.180	20 20	+22.877	101.6
29 565 L. Santa Barbara / R. Sottomayor		Datsun 1200	PC	2:31.287	14 17	+25.984	99.5
30 510 A. Lopes / J. Faria		Datsun 1200	PC	2:31.541	10 19	+26.238	99.3
31 590 P. Mourato Gordo / A. Rodrigues		Datsun 1200	PC	2:32.649	15 19	+27.346	98.6
32 564 C. Maciel / C. Aniceto / C. Lourenco		Mini Cooper	1052	2:32.799	5 17	+27.496	98.5
33 503 G. Velasco / M. de la Torre		Datsun 1200	PC	2:36.539	17 20	+31.236	96.2
34 504 F. Gaspar / F. Mayer Gaspar		Ford Escort RS 2000	H81-2000		1		

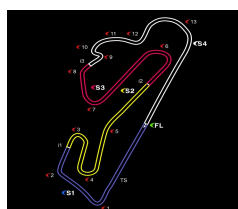
Fastest Lap: Lap 18 Joao Diogo Lopes 2:05.303 120.2 Kph

Nº 561 e Nº 588. Anulação da melhor volta, ao abrigo do Art. 17.1 a.1)

Published at:

Track Status: **DRY**

Race Director:	Timekeeper:
----------------	-------------



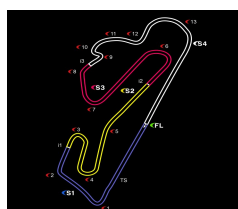
2H GROUP1 + TROFÉU MINI

ESTORIL RACING FESTIVAL 22 a 24 Novembro 2019

TREINO CRONOMETRADO

Classification by Driver Fastest Lap

Nr	Team	Car	Class	Driver	Time	Lap	Total	Gap	Kph
1	516	Ford Escort RS 2000	H81-2000	Joao Diogo Lopes	2:05.303	6	10		120.2
2	501	Ford RS 2000	H81-2000	Ricardo Pereira	2:05.428	3	9	0.125	120.0
3	516	Ford Escort RS 2000	H81-2000	Filipe Martins	2:06.745	3	6	1.442	118.8
4	508	Ford Escort RS 2000	H81-2000	Jorge Cruz	2:07.594	2	5	2.291	118.0
5	516	Ford Escort RS 2000	H81-2000	Fernando Soares	2:07.775	3	6	2.472	117.8
6	508	Ford Escort RS 2000	H81-2000	Paulo Vieira	2:08.015	6	16	2.712	117.6
7	514	Ford Escort RS 2000	H81-2000	Antonio Gago	2:08.067	9	12	2.764	117.6
8	501	Ford RS 2000	H81-2000	Carlos Dias Pedro	2:08.070	6	7	2.767	117.6
9	573	Jaguar XJS V12	H81-Max	Andre Castro Pinheiro	2:09.154	13	14	3.851	116.6
10	573	Jaguar XJS V12	H81-Max	Francisco Sande e Castro	2:09.178	4	6	3.875	116.5
11	514	Ford Escort RS 2000	H81-2000	Rodrigo Macedo	2:10.562	9	10	5.259	115.3
12	579	Ford Escort RS 2000	H81-2000	Afonso Ferreira	2:11.572	2	2	6.269	114.4
13	579	Ford Escort RS 2000	H81-2000	Miguel Ferreira	2:12.072	6	20	6.769	114.0
14	540	Volkswagen Golf GTi	H81-1600	Carlos Matos	2:12.256	6	16	6.953	113.8
15	502	VW Golf GTi	H81-1600	Manuel Amaral	2:12.547	3	4	7.244	113.6
16	502	VW Golf GTi	H81-1600	Madalena Gaspar	2:13.230	4	9	7.927	113.0
17	588	Volkswagen Golf GTi	H81-1600	Rafael Cerveira Pinto	2:13.288	16	21	7.985	113.0
18	588	Volkswagen Golf GTi	H81-1600	Luis Pedro Liberal	2:13.952	2	3	8.649	112.4
19	595	Ford Capri MKIII V6	H81-Max	Antonio Fresco	2:14.340	11	13	9.037	112.1
20	513	Porsche 924 Turbo	H81-Max	Piero dal Maso	2:14.628	2	3	9.325	111.8
21	513	Porsche 924 Turbo	H81-Max	Nuno Nunes	2:15.592	9	10	10.289	111.0
22	550	Jaguar	H81-Max	Jose Mota	2:16.696	5	12	11.393	110.1
23	550	Jaguar	H81-Max	Andre Stuerken	2:17.120	5	6	11.817	109.8
24	528	Porsche 924	H81-2000	Pedro Redol	2:17.175	3	7	11.872	109.8
25	538	VW Golf GTi	H-INV	Rui Moura	2:17.178	11	12	11.875	109.7
26	528	Porsche 924	H81-2000	Hugo Nazario	2:17.667	11	14	12.364	109.4
27	538	VW Golf GTi	H-INV	Pedro Black	2:17.895	6	7	12.592	109.2
28	506	Alfa Romeo Giulia	H71-1600	Miguel Ribeiro	2:20.807	2	2	15.504	106.9
29	506	Alfa Romeo Giulia	H71-1600	Joao Miguel Ribeiro	2:21.304	12	13	16.001	106.5
30	524	Porsche 924	H81-2000	Luis Monteiro	2:21.447	5	5	16.144	106.4
31	545	BMW 1600 ti	H71-1600	Bernardo P. Abreu	2:22.861	3	8	17.558	105.4
32	524	Porsche 924	H81-2000	Rui Carvalho	2:23.707	4	13	18.404	104.8
33	545	BMW 1600 ti	H71-1600	Joao Paulo Antunes	2:23.830	6	13	18.527	104.7
34	6	Mini Cooper	TM	Joao Cavaleiro e Silva	2:25.223	6	8	19.920	103.7
35	3	Mini Cooper	TM	Guilherme Affonso	2:25.726	4	12	20.423	103.3
36	520	Datsun 1200	PC	Laurenco Magalhaes	2:26.387	5	6	21.084	102.8
37	6	Mini Cooper	TM	Rui Salvada	2:26.932	6	8	21.629	102.5
38	21	Mini Cooper	TM	Nelson Rego	2:26.978	17	21	21.675	102.4
39	561	Datsun 1200	PC	Antonio Santos Mendonça	2:27.286	12	13	21.983	102.2
40	16	Mini Cooper	TM	Guilherme dal-Maso	2:27.311	4	12	22.008	102.2
41	584	Datsun 1200	PC	Joao Rebelo Martins	2:27.453	2	10	22.150	102.1
42	16	Mini Cooper	TM	Jose Carvalhosa	2:27.629	3	4	22.326	102.0
43	96	Mini Cooper	TM	Manuel Ferrao	2:27.918	5	6	22.615	101.8
44	62	Mini Cooper	TM	Joao Neves	2:28.021	6	21	22.718	101.7
45	566	Datsun 1200	PC	Joao Posser	2:28.166	17	19	22.863	101.6
46	580	Datsun 1200	PC	Paulo Costa	2:28.180	4	4	22.877	101.6
47	584	Datsun 1200	PC	Tomas Pinto Abreu	2:28.468	11	12	23.165	101.4
48	561	Datsun 1200	PC	Luis Neto	2:28.917	8	8	23.614	101.1
49	520	Datsun 1200	PC	Francisco Freitas	2:28.935	9	14	23.632	101.1
50	6	Mini Cooper	TM	Miguel Sales	2:29.148	4	5	23.845	100.9
51	96	Mini Cooper	TM	Tiago Marques	2:29.380	8	8	24.077	100.8
52	580	Datsun 1200	PC	Pedro Reis	2:30.995	5	16	25.692	99.7
53	565	Datsun 1200	PC	Rosario Sottomayor	2:31.287	4	7	25.984	99.5
54	510	Datsun 1200	PC	Antonio Lopes	2:31.541	10	13	26.238	99.3
55	590	Datsun 1200	PC	Antonio Rodrigues	2:32.649	2	6	27.346	98.6
56	590	Datsun 1200	PC	Pedro Mourato Gordo	2:32.652	11	13	27.349	98.6
57	564	Mini Cooper	1052	Carlos Maciel	2:32.799	5	12	27.496	98.5
58	510	Datsun 1200	PC	Joao Faria	2:33.511	4	6	28.208	98.1
59	565	Datsun 1200	PC	Luis Santa Barbara	2:33.815	4	10	28.512	97.9
60	96	Mini Cooper	TM	Francisco Borreguero	2:34.988	3	5	29.685	97.1
61	564	Mini Cooper	1052	Carlos Aniceto	2:35.148	4	5	29.845	97.0
62	503	Datsun 1200	PC	Guillermo Velasco	2:36.539	17	20	31.236	96.2
63	502	VW Golf GTi	H81-1600	Vasco Ferreira			1		
64	504	Ford Escort RS 2000	H81-2000	Fernando Gaspar			1		
65	3	Mini Cooper	TM	Laurenco Veiga					
66	21	Mini Cooper	TM	Alexandre Leal					
67	62	Mini Cooper	TM	Paulo Santos					
68	503	Datsun 1200	PC	Manuel de la Torre					



2H GROUP1 + TROFÉU MINI

ESTORIL RACING FESTIVAL 22 a 24 Novembro 2019

TREINO CRONOMETRADO

Classification by Driver Fastest Lap

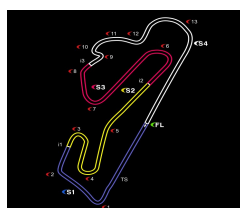
Nr	Team	Car	Class	Driver	Time Lap	Total	Gap	Kph
69	504	Ford Escort RS 2000	H81-2000	Fernando Mayer Gaspar				
70	540	Volkswagen Golf GTi	H81-1600	Nuno Matos				
71	564	Mini Cooper	1052	Carlos Lourenco				
72	566	Datsun 1200	PC	Francisco Guedes				
73	595	Ford Capri MKIII V6	H81-Max	Rui Salgado				
74	595	Ford Capri MKIII V6	H81-Max	Jose Fresco				

Published at:

Race Director:

Timekeeper:





2H GROUP1 + TROFÉU MINI

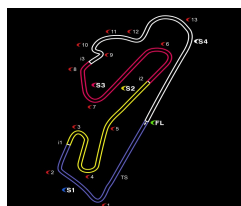
ESTORIL RACING FESTIVAL 22 a 24 Novembro 2019

After TREINO CRONOMETRADO

Classification by Driver Fastest Lap

Nr Team	Car	Class	Driver	Time	Laps	Gap	Kph	Session
1 516	Ford Escort RS 2000	H81-2000	Joao Diogo Lopes	2:05.303	10		120.2	TREINO CRONOMETRADO
2 501	Ford RS 2000	H81-2000	Ricardo Pereira	2:05.428	9	0.125	120.0	TREINO CRONOMETRADO
3 516	Ford Escort RS 2000	H81-2000	Filipe Martins	2:06.745	6	1.442	118.8	TREINO CRONOMETRADO
4 508	Ford Escort RS 2000	H81-2000	Jorge Cruz	2:07.594	5	2.291	118.0	TREINO CRONOMETRADO
5 516	Ford Escort RS 2000	H81-2000	Fernando Soares	2:07.775	6	2.472	117.8	TREINO CRONOMETRADO
6 508	Ford Escort RS 2000	H81-2000	Paulo Vieira	2:08.015	16	2.712	117.6	TREINO CRONOMETRADO
7 514	Ford Escort RS 2000	H81-2000	Antonio Gago	2:08.067	12	2.764	117.6	TREINO CRONOMETRADO
8 501	Ford RS 2000	H81-2000	Carlos Dias Pedro	2:08.070	7	2.767	117.6	TREINO CRONOMETRADO
9 573	Jaguar XJS V12	H81-Max	Andre Castro Pinheiro	2:09.154	14	3.851	116.6	TREINO CRONOMETRADO
10 573	Jaguar XJS V12	H81-Max	Francisco Sande e Castro	2:09.178	6	3.875	116.5	TREINO CRONOMETRADO
11 514	Ford Escort RS 2000	H81-2000	Rodrigo Macedo	2:10.562	10	5.259	115.3	TREINO CRONOMETRADO
12 579	Ford Escort RS 2000	H81-2000	Afonso Ferreira	2:11.572	2	6.269	114.4	TREINO CRONOMETRADO
13 579	Ford Escort RS 2000	H81-2000	Miguel Ferreira	2:12.072	20	6.769	114.0	TREINO CRONOMETRADO
14 540	Volkswagen Golf GTi	H81-1600	Carlos Matos	2:12.256	16	6.953	113.8	TREINO CRONOMETRADO
15 502	VW Golf GTI	H81-1600	Manuel Amaral	2:12.547	4	7.244	113.6	TREINO CRONOMETRADO
16 502	VW Golf GTI	H81-1600	Madalena Gaspar	2:13.230	9	7.927	113.0	TREINO CRONOMETRADO
17 588	Volkswagen Golf GTi	H81-1600	Rafael Cerveira Pinto	2:13.288	21	7.985	113.0	TREINO CRONOMETRADO
18 588	Volkswagen Golf GTi	H81-1600	Luis Pedro Liberal	2:13.952	3	8.649	112.4	TREINO CRONOMETRADO
19 595	Ford Capri MKIII V6	H81-Max	Antonio Fresco	2:14.340	13	9.037	112.1	TREINO CRONOMETRADO
20 513	Porsche 924 Turbo	H81-Max	Piero dal Maso	2:14.628	3	9.325	111.8	TREINO CRONOMETRADO
21 513	Porsche 924 Turbo	H81-Max	Nuno Nunes	2:15.592	10	10.289	111.0	TREINO CRONOMETRADO
22 550	Jaguar	H81-Max	Jose Mota	2:16.696	12	11.393	110.1	TREINO CRONOMETRADO
23 550	Jaguar	H81-Max	Andre Stuerken	2:17.120	6	11.817	109.8	TREINO CRONOMETRADO
24 528	Porsche 924	H81-2000	Pedro Redol	2:17.175	7	11.872	109.8	TREINO CRONOMETRADO
25 538	VW Golf GTI	H-INV	Rui Moura	2:17.178	12	11.875	109.7	TREINO CRONOMETRADO
26 528	Porsche 924	H81-2000	Hugo Nazario	2:17.667	14	12.364	109.4	TREINO CRONOMETRADO
27 538	VW Golf GTI	H-INV	Pedro Black	2:17.895	7	12.592	109.2	TREINO CRONOMETRADO
28 506	Alfa Romeo Giulia	H71-1600	Miguel Ribeiro	2:20.807	2	15.504	106.9	TREINO CRONOMETRADO
29 506	Alfa Romeo Giulia	H71-1600	Joao Miguel Ribeiro	2:21.304	13	16.001	106.5	TREINO CRONOMETRADO
30 524	Porsche 924	H81-2000	Luis Monteiro	2:21.447	5	16.144	106.4	TREINO CRONOMETRADO
31 545	BMW 1600 ti	H71-1600	Bernardo P. Abreu	2:22.861	8	17.558	105.4	TREINO CRONOMETRADO
32 524	Porsche 924	H81-2000	Rui Carvalho	2:23.707	13	18.404	104.8	TREINO CRONOMETRADO
33 545	BMW 1600 ti	H71-1600	Joao Paulo Antunes	2:23.830	13	18.527	104.7	TREINO CRONOMETRADO
34 6	Mini Cooper	TM	Joao Cavaleiro e Silva	2:25.223	8	19.920	103.7	TREINO CRONOMETRADO
35 3	Mini Cooper	TM	Guilherme Affonso	2:25.726	12	20.423	103.3	TREINO CRONOMETRADO
36 520	Datsun 1200	PC	Lourenco Magalhaes	2:26.387	6	21.084	102.8	TREINO CRONOMETRADO
37 6	Mini Cooper	TM	Rui Salvada	2:26.932	8	21.629	102.5	TREINO CRONOMETRADO
38 21	Mini Cooper	TM	Nelson Rego	2:26.978	21	21.675	102.4	TREINO CRONOMETRADO
39 561	Datsun 1200	PC	Antonio Santos Mendonca	2:27.286	13	21.983	102.2	TREINO CRONOMETRADO
40 16	Mini Cooper	TM	Guilherme dal-Maso	2:27.311	12	22.008	102.2	TREINO CRONOMETRADO
41 584	Datsun 1200	PC	Joao Rebelo Martins	2:27.453	10	22.150	102.1	TREINO CRONOMETRADO
42 16	Mini Cooper	TM	Jose Carvalhosa	2:27.629	4	22.326	102.0	TREINO CRONOMETRADO
43 96	Mini Cooper	TM	Manuel Ferrao	2:27.918	6	22.615	101.8	TREINO CRONOMETRADO
44 62	Mini Cooper	TM	Joao Neves	2:28.021	21	22.718	101.7	TREINO CRONOMETRADO
45 566	Datsun 1200	PC	Joao Posser	2:28.166	19	22.863	101.6	TREINO CRONOMETRADO
46 580	Datsun 1200	PC	Paulo Costa	2:28.180	4	22.877	101.6	TREINO CRONOMETRADO
47 584	Datsun 1200	PC	Tomas Pinto Abreu	2:28.468	12	23.165	101.4	TREINO CRONOMETRADO
48 561	Datsun 1200	PC	Luis Neto	2:28.917	8	23.614	101.1	TREINO CRONOMETRADO
49 520	Datsun 1200	PC	Francisco Freitas	2:28.935	14	23.632	101.1	TREINO CRONOMETRADO
50 6	Mini Cooper	TM	Miguel Sales	2:29.148	5	23.845	100.9	TREINO CRONOMETRADO
51 96	Mini Cooper	TM	Tiago Marques	2:29.380	8	24.077	100.8	TREINO CRONOMETRADO
52 580	Datsun 1200	PC	Pedro Reis	2:30.995	16	25.692	99.7	TREINO CRONOMETRADO
53 565	Datsun 1200	PC	Rosario Sottomayor	2:31.287	7	25.984	99.5	TREINO CRONOMETRADO
54 510	Datsun 1200	PC	Antonio Lopes	2:31.541	13	26.238	99.3	TREINO CRONOMETRADO
55 590	Datsun 1200	PC	Antonio Rodrigues	2:32.649	6	27.346	98.6	TREINO CRONOMETRADO
56 590	Datsun 1200	PC	Pedro Mourato Gordo	2:32.652	13	27.349	98.6	TREINO CRONOMETRADO
57 564	Mini Cooper	1052	Carlos Maciel	2:32.799	12	27.496	98.5	TREINO CRONOMETRADO
58 510	Datsun 1200	PC	Joao Faria	2:33.511	6	28.208	98.1	TREINO CRONOMETRADO
59 565	Datsun 1200	PC	Luis Santa Barbara	2:33.815	10	28.512	97.9	TREINO CRONOMETRADO
60 96	Mini Cooper	TM	Francisco Borreguero	2:34.988	5	29.685	97.1	TREINO CRONOMETRADO
61 564	Mini Cooper	1052	Carlos Aniceto	2:35.148	5	29.845	97.0	TREINO CRONOMETRADO





2H GROUP1 + TROFEU MINI

ESTORIL RACING FESTIVAL 22 a 24 Novembro 2019

After TREINO CRONOMETRADO

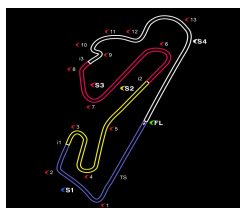
Classification by Driver Fastest Lap

Nr	Team	Car	Class	Driver	Time	Laps	Gap	Kph	Session
62	503	Datsun 1200	PC	Guillermo Velasco	2:36.539	20	31.236	96.2	TREINO CRONOMETRADO
63	502	VW Golf GTI	H81-1600	Vasco Ferreira		1			
64	504	Ford Escort RS 2000	H81-2000	Fernando Gaspar		1			
65	3	Mini Cooper	TM	Lourenco Veiga					
66	21	Mini Cooper	TM	Alexandre Leal					
67	62	Mini Cooper	TM	Paulo Santos					
68	503	Datsun 1200	PC	Manuel de la Torre					
69	504	Ford Escort RS 2000	H81-2000	Fernando Mayer Gaspar					
70	540	Volkswagen Golf GTi	H81-1600	Nuno Matos					
71	564	Mini Cooper	1052	Carlos Lourenco					
72	566	Datsun 1200	PC	Francisco Guedes					
73	595	Ford Capri MKIII V6	H81-Max	Rui Salgado					
74	595	Ford Capri MKIII V6	H81-Max	Jose Fresco					

Published at:

Race Director:	Timekeeper:
----------------	-------------





2H GROUP1 + TROFÉU MINI

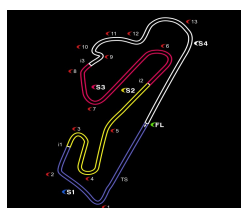
ESTORIL RACING FESTIVAL 22 a 24 Novembro 2019

After TREINO CRONOMETRADO

Classification by Driver And Class Fastest Lap

Nr Team	Car	Class	Driver	Time	Laps	Gap	Kph	Session
1052								
1 564	Mini Cooper	1052	Carlos Maciel	2:32.799	12		98.5	TREINO CRONOMETRADO
2 564	Mini Cooper	1052	Carlos Aniceto	2:35.148	5	2.349	97.0	TREINO CRONOMETRADO
564	Mini Cooper	1052	Carlos Lourenco					
H71-1600								
1 506	Alfa Romeo Giulia	H71-1600	Miguel Ribeiro	2:20.807	2		106.9	TREINO CRONOMETRADO
2 506	Alfa Romeo Giulia	H71-1600	Joao Miguel Ribeiro	2:21.304	13	0.497	106.5	TREINO CRONOMETRADO
3 545	BMW 1600 ti	H71-1600	Bernardo P. Abreu	2:22.861	8	2.054	105.4	TREINO CRONOMETRADO
4 545	BMW 1600 ti	H71-1600	Joao Paulo Antunes	2:23.830	13	3.023	104.7	TREINO CRONOMETRADO
H81-1600								
1 540	Volkswagen Golf GTi	H81-1600	Carlos Matos	2:12.256	16		113.8	TREINO CRONOMETRADO
2 502	VW Golf GTi	H81-1600	Manuel Amaral	2:12.547	4	0.291	113.6	TREINO CRONOMETRADO
3 502	VW Golf GTi	H81-1600	Madalena Gaspar	2:13.230	9	0.974	113.0	TREINO CRONOMETRADO
4 588	Volkswagen Golf GTi	H81-1600	Rafael Cerveira Pinto	2:13.288	21	1.032	113.0	TREINO CRONOMETRADO
5 588	Volkswagen Golf GTi	H81-1600	Luis Pedro Liberal	2:13.952	3	1.696	112.4	TREINO CRONOMETRADO
502	VW Golf GTi	H81-1600	Vasco Ferreira		1			
540	Volkswagen Golf GTi	H81-1600	Nuno Matos					
H81-2000								
1 516	Ford Escort RS 2000	H81-2000	Joao Diogo Lopes	2:05.303	10		120.2	TREINO CRONOMETRADO
2 501	Ford RS 2000	H81-2000	Ricardo Pereira	2:05.428	9	0.125	120.0	TREINO CRONOMETRADO
3 516	Ford Escort RS 2000	H81-2000	Filipe Martins	2:06.745	6	1.442	118.8	TREINO CRONOMETRADO
4 508	Ford Escort RS 2000	H81-2000	Jorge Cruz	2:07.594	5	2.291	118.0	TREINO CRONOMETRADO
5 516	Ford Escort RS 2000	H81-2000	Fernando Soares	2:07.775	6	2.472	117.8	TREINO CRONOMETRADO
6 508	Ford Escort RS 2000	H81-2000	Paulo Vieira	2:08.015	16	2.712	117.6	TREINO CRONOMETRADO
7 514	Ford Escort RS 2000	H81-2000	Antonio Gago	2:08.067	12	2.764	117.6	TREINO CRONOMETRADO
8 501	Ford RS 2000	H81-2000	Carlos Dias Pedro	2:08.070	7	2.767	117.6	TREINO CRONOMETRADO
9 514	Ford Escort RS 2000	H81-2000	Rodrigo Macedo	2:10.562	10	5.259	115.3	TREINO CRONOMETRADO
10 579	Ford Escort RS 2000	H81-2000	Afonso Ferreira	2:11.572	2	6.269	114.4	TREINO CRONOMETRADO
11 579	Ford Escort RS 2000	H81-2000	Miguel Ferreira	2:12.072	20	6.769	114.0	TREINO CRONOMETRADO
12 528	Porsche 924	H81-2000	Pedro Redol	2:17.175	7	11.872	109.8	TREINO CRONOMETRADO
13 528	Porsche 924	H81-2000	Hugo Nazario	2:17.667	14	12.364	109.4	TREINO CRONOMETRADO
14 524	Porsche 924	H81-2000	Luis Monteiro	2:21.447	5	16.144	106.4	TREINO CRONOMETRADO
15 524	Porsche 924	H81-2000	Rui Carvalho	2:23.707	13	18.404	104.8	TREINO CRONOMETRADO
504	Ford Escort RS 2000	H81-2000	Fernando Gaspar		1			
504	Ford Escort RS 2000	H81-2000	Fernando Mayer Gaspar					
H81-Max								
1 573	Jaguar XJS V12	H81-Max	Andre Castro Pinheiro	2:09.154	14		116.6	TREINO CRONOMETRADO
2 573	Jaguar XJS V12	H81-Max	Francisco Sande e Castro	2:09.178	6	0.024	116.5	TREINO CRONOMETRADO
3 595	Ford Capri MKIII V6	H81-Max	Antonio Fresco	2:14.340	13	5.186	112.1	TREINO CRONOMETRADO
4 513	Porsche 924 Turbo	H81-Max	Piero dal Maso	2:14.628	3	5.474	111.8	TREINO CRONOMETRADO
5 513	Porsche 924 Turbo	H81-Max	Nuno Nunes	2:15.592	10	6.438	111.0	TREINO CRONOMETRADO
6 550	Jaguar	H81-Max	Jose Mota	2:16.696	12	7.542	110.1	TREINO CRONOMETRADO
7 550	Jaguar	H81-Max	Andre Stuerken	2:17.120	6	7.966	109.8	TREINO CRONOMETRADO
595	Ford Capri MKIII V6	H81-Max	Jose Fresco					
595	Ford Capri MKIII V6	H81-Max	Rui Salgado					
H-INV								
1 538	VW Golf GTi	H-INV	Rui Moura	2:17.178	12		109.7	TREINO CRONOMETRADO
2 538	VW Golf GTi	H-INV	Pedro Black	2:17.895	7	0.717	109.2	TREINO CRONOMETRADO
PC								
1 520	Datsun 1200	PC	Lourenco Magalhaes	2:26.387	6		102.8	TREINO CRONOMETRADO
2 561	Datsun 1200	PC	Antonio Santos Mendonca	2:27.286	13	0.899	102.2	TREINO CRONOMETRADO
3 584	Datsun 1200	PC	Joao Rebelo Martins	2:27.453	10	1.066	102.1	TREINO CRONOMETRADO
4 566	Datsun 1200	PC	Joao Posser	2:28.166	19	1.779	101.6	TREINO CRONOMETRADO
5 580	Datsun 1200	PC	Paulo Costa	2:28.180	4	1.793	101.6	TREINO CRONOMETRADO
6 584	Datsun 1200	PC	Tomas Pinto Abreu	2:28.468	12	2.081	101.4	TREINO CRONOMETRADO
7 561	Datsun 1200	PC	Luis Neto	2:28.917	8	2.530	101.1	TREINO CRONOMETRADO
8 520	Datsun 1200	PC	Francisco Freitas	2:28.935	14	2.548	101.1	TREINO CRONOMETRADO
9 580	Datsun 1200	PC	Pedro Reis	2:30.995	16	4.608	99.7	TREINO CRONOMETRADO
10 565	Datsun 1200	PC	Rosario Sottomayor	2:31.287	7	4.900	99.5	TREINO CRONOMETRADO
11 510	Datsun 1200	PC	Antonio Lopes	2:31.541	13	5.154	99.3	TREINO CRONOMETRADO





2H GROUP1 + TROFEU MINI

ESTORIL RACING FESTIVAL 22 a 24 Novembro 2019

After TREINO CRONOMETRADO

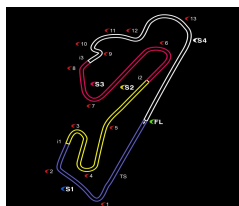
Classification by Driver And Class Fastest Lap

Nr	Team	Car	Class	Driver	Time	Laps	Gap	Kph	Session
12	590	Datsun 1200	PC	Antonio Rodrigues	2:32.649	6	6.262	98.6	TREINO CRONOMETRADO
13	590	Datsun 1200	PC	Pedro Mourato Gordo	2:32.652	13	6.265	98.6	TREINO CRONOMETRADO
14	510	Datsun 1200	PC	Joao Faria	2:33.511	6	7.124	98.1	TREINO CRONOMETRADO
15	565	Datsun 1200	PC	Luis Santa Barbara	2:33.815	10	7.428	97.9	TREINO CRONOMETRADO
16	503	Datsun 1200	PC	Guillermo Velasco	2:36.539	20	10.152	96.2	TREINO CRONOMETRADO
	503	Datsun 1200	PC	Manuel de la Torre					
	566	Datsun 1200	PC	Francisco Guedes					
TM									
1	6	Mini Cooper	TM	Joao Cavaleiro e Silva	2:25.223	8		103.7	TREINO CRONOMETRADO
2	3	Mini Cooper	TM	Guilherme Affonso	2:25.726	12	0.503	103.3	TREINO CRONOMETRADO
3	6	Mini Cooper	TM	Rui Salvada	2:26.932	8	1.709	102.5	TREINO CRONOMETRADO
4	21	Mini Cooper	TM	Nelson Rego	2:26.978	21	1.755	102.4	TREINO CRONOMETRADO
5	16	Mini Cooper	TM	Guilherme dal-Maso	2:27.311	12	2.088	102.2	TREINO CRONOMETRADO
6	16	Mini Cooper	TM	Jose Carvalhosa	2:27.629	4	2.406	102.0	TREINO CRONOMETRADO
7	96	Mini Cooper	TM	Manuel Ferrao	2:27.918	6	2.695	101.8	TREINO CRONOMETRADO
8	62	Mini Cooper	TM	Joao Neves	2:28.021	21	2.798	101.7	TREINO CRONOMETRADO
9	6	Mini Cooper	TM	Miguel Sales	2:29.148	5	3.925	100.9	TREINO CRONOMETRADO
10	96	Mini Cooper	TM	Tiago Marques	2:29.380	8	4.157	100.8	TREINO CRONOMETRADO
11	96	Mini Cooper	TM	Francisco Borreguero	2:34.988	5	9.765	97.1	TREINO CRONOMETRADO
	3	Mini Cooper	TM	Lourenco Veiga					
	21	Mini Cooper	TM	Alexandre Leal					
	62	Mini Cooper	TM	Paulo Santos					

Published at:

Race Director:	Timekeeper:
----------------	-------------



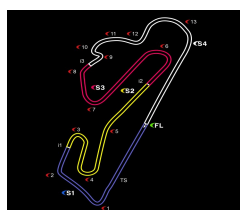


2H GROUP1 + TROFÉU MINI ESTORIL RACING FESTIVAL 22 a 24 Novembro 2019 TREINO CRONOMETRADO

Best Sector Times

Sector 1		Sector 2		Sector 3		Nr Team	Class	Ideal Lap	Best Lap
Nr Driver	Time	Nr Driver	Time	Nr Driver	Time				
1 501 R.Pereira	25.799	516 J.Diogo Lopes	31.224	501 R.Pereira	28.227	1 501	H81-2000	2:04.890	2:05.428 (2)
2 516 J.Diogo Lopes	25.824	501 R.Pereira	31.235	508 J.Cruz	28.663	2 516	H81-2000	2:05.180	2:05.303 (1)
3 508 J.Cruz	25.909	514 A.Gago	31.660	516 J.Diogo Lopes	28.757	3 508	H81-2000	2:06.276	2:07.594 (3)
4 514 A.Gago	26.308	508 J.Cruz	31.724	514 A.Gago	29.250	4 514	H81-2000	2:07.813	2:08.067 (4)
5 573 F.Sande e Castro	26.546	573 A.Castro Pinheiro	31.933	573 F.Sande e Castro	29.443	5 573	H81-Max	2:07.891	2:09.154 (5)
6 588 L.Pedro	27.360	579 M.Ferreira	32.582	579 M.Ferreira	29.949	6 579	H81-2000	2:11.096	2:11.572 (6)
7 513 P.dal Maso	27.445	595 A.Fresco	33.008	540 C.Matos	30.038	7 502	H81-1600	2:11.792	2:12.547 (8)
8 540 C.Matos	27.564	502 M.Gaspar	33.203	502 M.Gaspar	30.145	8 540	H81-1600	2:12.225	2:12.256 (7)
9 502 M.Gaspar	27.659	540 C.Matos	33.291	588 L.Pedro	30.311	9 588	H81-1600	2:12.401	2:13.288 (9)
10 579 A.Ferreira	27.738	550 J.Mota	33.377	513 P.dal Maso	30.437	10 595	H81-Max	2:13.877	2:14.340 (10)
11 528 P.Redol	27.969	588 L.Pedro	33.583	538 R.Moura	30.701	11 513	H81-Max	2:14.113	2:14.628 (11)
12 595 A.Fresco	28.068	513 N.Nunes	34.006	528 P.Redol	30.768	12 550	H81-Max	2:14.793	2:16.696 (12)
13 550 J.Mota	28.171	538 R.Moura	34.404	550 J.Mota	30.774	13 528	H81-2000	2:15.924	2:17.175 (13)
14 506 M.Ribeiro	28.875	528 H.Nazario	34.556	595 A.Fresco	31.242	14 538	H-INV	2:17.178	2:17.178 (14)
15 538 R.Moura	28.958	545 J.Paulo Antunes	35.109	524 L.Monteiro	32.002	15 506	H71-1600	2:20.069	2:20.807 (15)
16 524 L.Monteiro	29.209	524 L.Monteiro	35.415	506 J.Miguel Ribeiro	32.095	16 545	H71-1600	2:20.603	2:22.861 (17)
17 3 G.Afonso	29.711	506 J.Miguel Ribeiro	35.440	545 B.P. Abreu	32.323	17 524	H81-2000	2:21.136	2:21.447 (16)
18 545 J.Paulo Antunes	29.828	3 G.Afonso	37.012	6 J.Cavaleiro e Silva	32.525	18 6	TM	2:24.724	2:25.223 (18)
19 6 J.Cavaleiro e Silva	29.911	6 J.Cavaleiro e Silva	37.013	520 L.Magalhaes	32.622	19 3	TM	2:25.118	2:25.726 (19)
20 21 N.Rego	30.121	96 M.Ferrao	37.238	504 F.Gaspar	32.664	20 21	TM	2:26.263	2:26.978 (21)
21 16 G.dal-Maso	30.233	21 N.Rego	37.390	3 G.Afonso	32.728	21 520	PC	2:26.387	2:26.387 (20)
22 520 L.Magalhaes	30.419	584 J.Rebello Martins	37.475	21 N.Rego	32.770	22 561	PC	2:26.726	2:27.286 (22)
23 584 J.Rebello Martins	30.423	16 G.dal-Maso	37.535	566 J.Posser	32.830	23 584	PC	2:26.888	2:27.453 (24)
24 62 J.Neves	30.447	62 J.Neves	37.584	584 T.Pinto Abreu	32.863	24 16	TM	2:27.135	2:27.311 (23)
25 96 M.Ferrao	30.559	561 A.Santos Mendonca	37.696	561 A.Santos Mendonca	32.961	25 96	TM	2:27.305	2:27.918 (25)
26 561 L.Neto	30.564	520 L.Magalhaes	37.825	580 P.Costa	33.086	26 62	TM	2:27.305	2:28.021 (26)
27 580 P.Costa	30.704	566 J.Posser	38.076	62 J.Neves	33.105	27 566	PC	2:27.597	2:28.166 (27)
28 566 J.Posser	30.714	580 P.Costa	38.103	96 M.Ferrao	33.195	28 580	PC	2:27.859	2:28.180 (28)
29 565 R.Sottomayor	31.499	565 R.Sottomayor	38.414	16 G.dal-Maso	33.318	29 510	PC	2:30.655	2:31.541 (30)
30 510 A.Lopes	31.563	504 F.Gaspar	38.489	590 A.Rodrigues	33.477	30 565	PC	2:30.948	2:31.287 (29)
31 590 P.Mourato Gordo	31.605	510 A.Lopes	38.570	510 A.Lopes	33.490	31 564	1052	2:31.545	2:32.799 (32)
32 564 C.Maciél	31.742	564 C.Aniceto	38.759	565 R.Sottomayor	33.677	32 590	PC	2:32.094	2:32.649 (31)
33 503 G.Velasco	32.583	503 G.Velasco	38.809	564 C.Maciél	33.836	33 503	PC	2:34.454	2:36.539 (33)





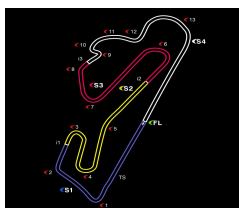
2H GROUP1 + TROFEU MINI

ESTORIL RACING FESTIVAL 22 a 24 Novembro 2019

After TREINO CRONOMETRADO

Event maximum speed

Nr Team	Car	Class	Driver	Top Speed	Lap	Session
501	Ford RS 2000	H81-2000	Ricardo Pereira	203.2	12	TREINO CRONOMETR
516	Ford Escort RS 2000	H81-2000	Joao Diogo Lopes	202.1	22	TREINO CRONOMETR
573	Jaguar XJS V12	H81-Max	Andre Castro Pinheiro	199.9	11	TREINO CRONOMETR
514	Ford Escort RS 2000	H81-2000	Antonio Gago	199.6	19	TREINO CRONOMETR
513	Porsche 924 Turbo	H81-Max	Nuno Nunes	196.4	5	TREINO CRONOMETR
508	Ford Escort RS 2000	H81-2000	Jorge Cruz	193.9	19	TREINO CRONOMETR
550	Jaguar	H81-Max	Jose Mota	191.6	10	TREINO CRONOMETR
595	Ford Capri MKIII V6	H81-Max	Antonio Fresco	189.9	4	TREINO CRONOMETR
540	Volkswagen Golf GTi	H81-1600	Carlos Matos	186.1	7	TREINO CRONOMETR
588	Volkswagen Golf GTi	H81-1600	Luis Pedro Liberal	185.5	25	TREINO CRONOMETR
528	Porsche 924	H81-2000	Hugo Nazario	184.2	10	TREINO CRONOMETR
524	Porsche 924	H81-2000	Luis Monteiro	177.4	15	TREINO CRONOMETR
538	VW Golf GTI	H-INV	Pedro Black	177.4	18	TREINO CRONOMETR
502	VW Golf GTI	H81-1600	Madalena Gaspar	177.1	3	TREINO CRONOMETR
506	Alfa Romeo Giulia	H71-1600	Joao Miguel Ribeiro	172.7	4	TREINO CRONOMETR
579	Ford Escort RS 2000	H81-2000	Miguel Ferreira	170.3	20	TREINO CRONOMETR
545	BMW 1600 ti	H71-1600	Joao Paulo Antunes	169.0	7	TREINO CRONOMETR
16	Mini Cooper	TM	Guilherme dal-Maso	161.3	4	TREINO CRONOMETR
561	Datsun 1200	PC	Luis Neto	155.6	18	TREINO CRONOMETR
6	Mini Cooper	TM	Joao Cavaleiro e Silva	155.4	18	TREINO CRONOMETR
3	Mini Cooper	TM	Guilherme Affonso	155.2	10	TREINO CRONOMETR
21	Mini Cooper	TM	Nelson Rego	154.7	20	TREINO CRONOMETR
62	Mini Cooper	TM	Joao Neves	154.7	4	TREINO CRONOMETR
566	Datsun 1200	PC	Joao Posser	154.1	4	TREINO CRONOMETR
580	Datsun 1200	PC	Pedro Reis	153.4	6	TREINO CRONOMETR
96	Mini Cooper	TM	Tiago Marques	153.2	16	TREINO CRONOMETR
520	Datsun 1200	PC	Lourenco Magalhaes	152.2	19	TREINO CRONOMETR
510	Datsun 1200	PC	Joao Faria	151.3	17	TREINO CRONOMETR
584	Datsun 1200	PC	Joao Rebelo Martins	151.3	14	TREINO CRONOMETR
503	Datsun 1200	PC	Guillermo Velasco	148.9	20	TREINO CRONOMETR
565	Datsun 1200	PC	Luis Santa Barbara	146.5	5	TREINO CRONOMETR
590	Datsun 1200	PC	Pedro Mourato Gordo	145.5	5	TREINO CRONOMETR
564	Mini Cooper	1052	Carlos Maciel	142.9	12	TREINO CRONOMETR



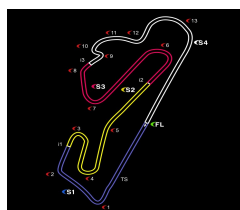
2H GROUP1 + TROFEU MINI

ESTORIL RACING FESTIVAL 22 a 24 Novembro 2019

TREINO CRONOMETRADO

Fastest Lap Sequence

Elapsed	Nr Team	Car	Class	Driver	Time	Kph	Lap
4:32.133	516	Ford Escort RS 2000	H81-2000	Joao Diogo Lopes	2:08.618	117.1	2
6:40.218	516	Ford Escort RS 2000	H81-2000	Joao Diogo Lopes	2:08.085	117.5	3
13:28.910	508	Ford Escort RS 2000	H81-2000	Paulo Vieira	2:08.015	117.6	6
26:32.202	516	Ford Escort RS 2000	H81-2000	Filipe Martins	2:06.745	118.8	3
46:11.527	501	Ford RS 2000	H81-2000	Ricardo Pereira	2:05.428	120.0	3
53:54.768	516	Ford Escort RS 2000	H81-2000	Joao Diogo Lopes	2:05.303	120.2	6



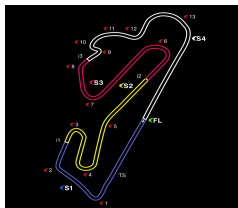
2H GROUP1 + TROFÉU MINI ESTORIL RACING FESTIVAL 22 a 24 Novembro 2019 TREINO CRONOMETRADO

Sector Analysis

■ Personal Best ■ Session Best B Crossing the finish line in the pit lane

Lap D	Time	Sector 1	Sector 2	Sector 3	Sector 4	T.Spd	Lap D	Time	Sector 1	Sector 2	Sector 3	Sector 4	T.Spd
3 1.Guilherme Affonso 2.Lourenco Veiga Mini Cooper TM							21 1.Nelson Rego 2.Alexandre Leal Mini Cooper TM						
1	1	6:08.195 B	3:58.753	41.835	33.638	53.969	1	1	2:47.925	46.815	39.129	34.626	47.355
2	1	3:23.823	1:25.834	37.449	33.870	46.670	2	1	2:32.167	31.249	38.450	35.786	46.682
3	1	2:26.430	30.356	37.495	32.912	45.667	3	1	2:30.060	31.233	37.749	34.259	46.819
4	1	2:25.726	29.711	37.314	32.728	45.973	4	1	2:28.188	30.550	37.814	33.353	46.471
5	1	2:42.631 B	30.026	37.012	34.498	1:01.095	5	1	2:29.279	30.296	37.596	33.186	48.201
6	1	9:13.418	7:10.211	39.606	36.347	47.254	6	1	2:27.903	30.250	37.390	33.869	46.394
7	1	2:33.214	30.844	38.216	36.779	47.375	7	1	2:41.630 B	32.330	39.307	34.128	55.865
8	1	2:30.367	30.972	38.187	34.184	47.024	8	1	7:39.492	5:40.050	38.055	34.439	46.948
9	1	2:29.943	31.268	37.905	33.900	46.870	9	1	2:28.541	31.264	37.699	33.520	46.058
10	1	2:28.776	30.592	37.819	33.932	46.433	10	1	2:28.310	30.837	37.807	33.121	46.545
11	1	2:29.048	30.714	37.892	33.855	46.587	11	1	2:28.506	30.673	37.903	33.176	46.754
12	1	3:00.736 B	33.503	41.151	37.392	1:08.690	12	1	2:27.867	30.717	37.590	32.975	46.585
6 1.Miguel Sales 2.Rui Salvada 3.Joao Cavaleiro e Silva Mini Cooper TM							13	1	2:28.030	30.474	37.632	33.129	46.795
1	1	2:48.385	44.878	41.358	35.022	47.127	14	1	2:27.383	30.520	37.961	32.784	46.118
2	1	2:33.050	31.466	39.219	35.786	46.579	15	1	2:28.415	30.549	38.108	33.731	46.027
3	1	2:32.172	33.761	37.381	34.368	46.662	16	1	2:28.711	30.969	38.043	33.692	46.007
4	1	2:29.148	30.932	37.238	33.973	47.005	17	1	2:26.978	30.550	37.676	32.770	45.982
5	1	2:46.368 B	32.351	37.620	36.454	59.943	18	1	2:27.256	30.324	37.774	32.834	46.324
6	2	4:22.433	2:13.851	39.598	35.407	53.577	19	1	2:27.526	30.302	37.470	33.112	46.642
7	2	3:03.592 B	38.004	39.658	36.923	1:09.007	20	1	2:28.893	30.410	37.962	34.160	46.361
8	2	4:39.785	2:38.027	37.941	34.797	49.020	21	1	2:38.003 B	30.121	37.544	33.784	56.554
9	2	2:28.715	30.856	37.436	33.972	46.451	62 1.Joao Neves 2.Paulo Santos Mini Cooper TM						
10	2	2:30.326	32.086	37.792	34.167	46.281	1	1	3:00.399	53.189	41.275	37.381	48.554
11	2	2:26.932	30.369	37.296	33.303	45.964	2	1	2:33.397	32.470	38.358	34.260	48.309
12	2	2:29.287	30.308	37.486	33.598	47.895	3	1	2:33.418	30.793	37.814	34.336	50.475
13	2	2:33.699 B	30.075	37.834	33.640	52.150	4	1	2:29.105	30.781	38.496	33.206	46.622
14	3	4:35.075	2:33.697	39.042	34.765	47.571	5	1	2:28.498	30.616	37.584	33.519	46.779
15	3	2:29.524	32.315	37.641	33.436	46.132	6	1	2:28.021	30.447	37.694	33.105	46.775
16	3	2:26.990	30.629	37.436	32.973	45.952	7	1	2:53.509 B	31.797	37.815	35.322	1:08.575
17	3	2:26.029	30.709	37.200	32.845	45.275	8	1	9:36.324	7:33.989	38.662	35.598	48.075
18	3	2:25.349	30.328	37.013	32.680	45.328	9	1	2:32.157	32.180	38.449	34.698	46.830
19	3	2:25.223	29.944	37.149	32.707	45.423	10	1	2:28.724	31.272	37.890	33.368	46.194
20	3	2:28.655	29.987	37.856	34.128	46.684	11	1	2:28.847	30.828	37.959	33.151	46.909
21	3	2:25.790	30.015	37.883	32.525	45.367	12	1	2:29.489	30.882	37.696	33.600	47.311
16 1.Guilherme dal-Maso 2.Jose Carvalhosa Mini Cooper TM							13	1	2:28.502	31.164	37.782	33.287	46.269
1	1	4:30.912	2:27.434	40.714	35.275	47.489	14	1	2:30.156	31.359	38.100	34.177	46.520
2	1	2:31.730	31.390	38.081	34.097	48.162	15	1	2:29.868	31.260	37.980	33.392	47.236
3	1	2:29.302	30.927	37.703	33.874	46.798	16	1	2:28.563	30.913	37.843	33.621	46.186
4	1	2:27.311	30.233	37.541	33.417	46.120	17	1	2:31.300	31.852	38.945	33.517	46.986
5	1	2:28.283	30.368	37.952	33.659	46.304	18	1	2:31.088	31.034	37.721	35.286	47.047
6	1	2:42.793 B	30.908	37.535	34.325	1:00.025	19	1	2:28.555	31.022	37.820	33.544	46.169
7	1	9:03.648	7:01.854	39.710	34.675	47.409	20	1	2:28.999	31.077	37.718	33.456	46.748
8	1	2:30.188	31.654	37.838	33.840	46.856	21	1	2:28.996	30.883	37.602	33.306	47.205
9	1	2:28.708	30.393	38.354	33.731	46.230	96 1.Francisco Borreguero 2.Manuel Ferrao 3.Tiago Marques Mini Cooper TM						
10	1	2:29.783	30.306	37.941	34.611	46.925	1	1	3:20.483	1:01.596	47.342	39.632	51.913
11	1	2:30.116	32.425	38.324	33.318	46.049	2	1	2:39.759	34.210	39.353	37.136	49.060
12	1	2:47.218 B	33.999	39.190	34.653	59.376	3	1	2:34.988	32.124	38.806	35.137	48.921
13	2	4:43.768	2:46.183	37.985	33.369	46.231	4	1	2:35.907	33.891	38.700	35.347	47.969
14	2	2:28.447	30.634	37.727	33.534	46.552	5	1	2:41.873 B	32.147	38.557	35.310	55.859
15	2	2:27.629	30.417	37.603	33.484	46.125							





2H GROUP1 + TROFEU MINI

ESTORIL RACING FESTIVAL 22 a 24 Novembro 2019

TREINO CRONOMETRADO

Sector Analysis

■ Personal Best

Session Best

B Crossing the finish line in the pit lane

Lap	D	Time	Sector 1	Sector 2	Sector 3	Sector 4	T.Spd	Lap	D	Time	Sector 1	Sector 2	Sector 3	Sector 4	T.Spd
6	2	6:38.832	B 4:10.200	40.374	37.456	1:10.802		5	1	2:37.939	32.583	39.528	35.591	50.237	147.7
7	2	4:39.273	2:40.474	38.200	33.755	46.844		6	1	3:16.547	B 37.032	43.813	44.209	1:11.493	130.1
8	2	2:28.071	30.992	37.411	33.286	46.382	149.3	7	1	7:33.833	5:21.728	40.468	40.054	51.583	
9	2	2:30.162	30.559	37.455	33.195	48.953	151.5	8	1	2:40.647	33.997	39.258	36.614	50.778	138.6
10	2	2:27.918	30.822	37.238	33.266	46.592	145.7	9	1	2:49.126	33.503	39.106	35.994	1:00.523	142.7
11	2	2:35.818	B 30.741	37.352	33.371	54.354	146.3	10	1	2:38.549	33.875	39.486	35.977	49.211	144.4
12	3	4:49.062	2:45.629	38.620	37.239	47.574		11	1	2:38.089	33.478	39.543	35.823	49.245	147.1
13	3	2:32.473	32.146	38.254	35.091	46.982	144.2	12	1	2:38.493	33.376	39.107	36.458	49.552	144.2
14	3	2:38.218	34.258	39.392	36.201	48.367	150.3	13	1	2:38.673	33.789	39.498	36.212	49.174	142.1
15	3	2:30.814	32.433	37.871	34.003	46.507	151.5	14	1	2:37.897	33.604	39.197	36.503	48.593	146.9
16	3	2:30.400	31.515	37.921	34.379	46.585	153.2	15	1	2:37.686	33.125	39.092	36.063	49.406	145.5
17	3	2:29.918	31.141	37.805	34.343	46.629	152.4	16	1	2:38.163	33.078	39.415	36.377	49.293	147.5
18	3	2:29.676	31.324	37.781	34.258	46.313	146.9	17	1	2:36.539	33.258	38.809	36.050	48.422	147.3
19	3	2:29.380	31.326	37.670	33.584	46.800	149.7	18	1	2:35.647	33.256	39.329	35.062	48.000	144.9
Ford RS 2000								19	1	2:37.598	33.309	39.019	36.299	48.971	141.8
HR1-2000								20	1	2:37.949	33.232	39.743	36.088	48.886	148.9

501

- 1.Carlos Dias Pedro
- 2.Ricardo Pereira

Ford RS 2000
H81-2000

1	1	24:57.584	41.677	1:17.829	...	42.393	
2	1	2:11.655	27.703	31.912	30.333	41.707	172.4
3	1	2:10.505	26.923	31.800	29.796	41.986	188.6
4	1	2:09.095	26.508	31.881	29.557	41.149	196.7
5	1	2:10.006	27.251	31.953	29.617	41.185	189.0
6	1	2:08.070	26.278	31.724	29.377	40.691	200.3
7	1	2:20.864 B	26.582	32.412	29.478	52.392	199.6
8	2	3:51.294	2:09.192	32.385	29.273	40.444	
9	2	2:07.026	26.262	31.676	28.363	40.725	198.1
10	2	2:05.428	26.140	31.432	28.227	39.629	198.8
11	2	2:06.235	25.955	31.402	28.567	40.311	202.1
12	2	2:05.801	25.799	31.235	28.746	40.021	203.2
13	2	2:12.395 B	26.036	31.963	28.445	45.951	202.5
14	2	3:29.487	1:46.547	31.888	29.680	41.372	
15	2	2:08.360	26.382	32.234	28.934	40.810	192.6
16	2	2:09.242	26.520	31.965	29.739	41.018	201.0

502

1.Madalena Gaspar
2.Manuel Amaral

3.Vasco Ferreira

VW Golf GTI
H81-1600

1	1	3:43.264	B	1:31.031	37.417	33.793	1:01.023	
2	1	3:09.958		1:20.581	35.391	31.575	42.411	
3	1	2:13.661		28.095	33.589	30.563	41.414	177.1
4	1	2:13.230		28.159	33.816	30.145	41.110	168.7
5	1	2:15.814		29.189	33.203	31.617	41.805	171.1
6	1	2:33.053	B	27.659	33.854	32.307	59.233	174.9
7	1	10:07.454		8:14.297	35.882	32.305	44.970	
8	1	2:15.925		28.289	33.712	30.426	43.498	171.1
9	1	2:27.714	B	28.070	33.908	30.389	55.347	173.8
10	2	5:16.717		3:29.669	34.285	31.186	41.577	
11	2	2:15.498		28.878	33.641	31.698	41.281	168.2
12	2	2:12.547		28.030	33.476	30.256	40.785	176.8
13	2	2:25.956	B	29.550	34.337	31.449	50.620	159.9
14	3	17:47.991		...	34.347	30.805	40.804	

503

1. Guillermo Velasco
2. Manuel de la Torre

Datsun 1200

PC

1	1	3:40.158	1:25.891	41.910	37.888	54.469	
2	1	2:46.660	34.946	42.097	36.875	52.742	143.1
3	1	2:41.085	34.784	39.851	35.865	50.585	139.6
4	1	2:39.437	34.732	39.375	35.456	49.874	131.1

504

- 1.Fernando Gaspar
- 2.Fernando Mayer Gaspar

Ford Escort RS 2000
H81-2000

1	1	4:38.501 B	2:34.182	38.489	32.664	53.166
---	---	-------------------	----------	--------	--------	--------

506

1. Joao Miguel Ribeiro
2. Miquel Ribeiro

Alfa Romeo Giulia
H71-1600

1	1	3:26.459	1:19.327	38.312	38.144	50.676	
2	1	2:26.896	31.870	36.181	34.202	44.643	151.7
3	1	2:22.103	29.728	35.754	32.270	44.351	163.2
4	1	2:32.685	29.134	35.440	32.340	55.771	172.7
5	1	6:01.735	4:01.743	37.845	35.676	46.471	
6	1	2:42.157	30.896	39.063	34.094	58.104	143.8
7	1	5:19.397	3:25.292	37.127	32.614	44.364	
8	1	2:24.672	29.491	36.373	33.019	45.789	162.2
9	1	2:29.929	30.019	36.854	32.550	50.506	160.3
10	1	2:22.673	29.515	36.206	32.423	44.529	169.0
11	1	2:23.422	29.154	37.724	32.145	44.399	169.0
12	1	2:21.304	29.016	35.996	32.095	44.197	171.9
13	1	2:36.379	29.637	37.235	32.700	56.807	170.3
14	2	19:04.747	...	38.069	33.417	45.104	
15	2	2:20.807	28.875	35.516	32.757	43.659	172.7

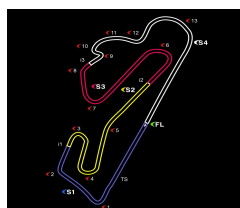
508

1. Paulo Vieira
2. Jorge Cruz

Ford Escort RS 2000
H81-2000

1	1	2:34.500	44.975	35.423	31.966	42.136	
2	1	2:12.517	27.158	32.434	32.426	40.499	191.6
3	1	2:09.097	26.373	32.069	29.609	41.046	191.9
4	1	2:15.465	29.081	33.854	31.106	41.424	191.6
5	1	2:09.316	26.813	32.152	29.738	40.613	186.1
6	1	2:08.015	26.453	32.034	29.548	39.980	189.6
7	1	2:32.128B	28.774	33.709	33.287	56.358	187.0
8	1	8:29.472	6:39.212	35.828	31.966	42.466	
9	1	2:10.492	26.954	32.592	30.173	40.773	190.3
10	1	2:09.316	26.752	32.101	29.824	40.639	189.6
11	1	2:09.804	26.896	32.419	29.801	40.688	191.6
12	1	2:09.092	26.368	32.252	30.288	40.184	189.6
13	1	2:12.200	26.982	32.974	30.076	42.168	189.3
14	1	2:12.525	27.668	33.015	30.546	41.296	184.8
15	1	2:11.577	27.291	32.963	30.137	41.186	185.8
16	1	2:21.912B	27.581	32.899	30.598	50.834	171.1





2H GROUP1 + TROFÉU MINI

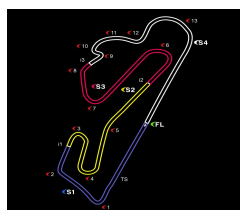
ESTORIL RACING FESTIVAL 22 a 24 Novembro 2019

TREINO CRONOMETRADO

Sector Analysis

■ Personal Best ■ Session Best B Crossing the finish line in the pit lane

Lap	D	Time	Sector 1	Sector 2	Sector 3	Sector 4	T.Spd	Lap	D	Time	Sector 1	Sector 2	Sector 3	Sector 4	T.Spd
17	2	4:05.300	2:18.643	33.618	30.831	42.208		12	2	2:09.121	26.371	32.319	29.377	41.054	196.4
18	2	2:07.594	26.238	31.762	28.663	40.931	193.3	13	2	2:10.144	26.880	32.567	29.752	40.945	195.7
19	2	2:07.611	25.909	31.724	28.827	41.151	193.9	14	2	2:09.523	26.599	32.410	29.782	40.732	197.1
20	2	2:08.282	26.112	31.901	29.321	40.948	189.3	15	2	2:09.251	26.669	31.660	29.627	41.295	195.7
21	2	2:15.509	26.800	33.505	32.675	42.529	179.4	16	2	2:21.089B	27.096	32.129	29.429	52.435	185.8
510 Datsun 1200 PC								17	2	3:52.444	2:03.982	34.889	32.736	40.837	
1. Antonio Lopes								18	2	2:08.427	26.572	31.849	29.320	40.686	191.9
2. Joao Faria								19	2	2:08.067	26.427	31.774	29.250	40.616	199.6
1	1	4:47.510	2:31.773	44.568	39.743	51.426		20	2	2:08.250	26.308	31.942	29.405	40.595	194.3
2	1	2:42.877	35.839	41.211	36.633	49.194	122.3	21	2	2:08.757	26.430	31.851	29.422	41.054	197.8
3	1	2:40.003	33.681	40.174	35.261	50.887	137.2	22	2	2:31.221	30.775	37.068	35.600	47.778	145.5
4	1	2:38.443	32.496	40.241	35.444	50.262	147.7	516 Ford Escort RS 2000 H81-2000							
5	1	2:37.158	32.019	40.037	36.710	48.392	148.1	1. Joao Diogo Lopes							
6	1	2:55.128B	33.016	41.003	36.890	1:04.219	145.9	2. Filipe Martins							
7	1	8:26.782	6:22.116	39.677	35.169	49.820		1	1	2:23.515	38.105	33.492	30.697	41.221	
8	1	2:32.614	32.111	38.936	33.987	47.580	148.1	2	1	2:08.618	27.239	31.604	29.123	40.652	195.0
9	1	2:34.491	32.511	38.732	33.638	49.610	148.7	3	1	2:08.085	26.905	31.609	29.228	40.343	195.3
10	1	2:31.541	31.563	38.776	33.713	47.489	150.3	4	1	2:24.262B	26.228	32.051	30.857	55.126	199.2
11	1	2:32.074	31.623	39.502	33.917	47.032	147.3	5	2	8:59.717B	6:46.928	37.378	33.373	1:02.038	
12	1	2:33.289	33.788	38.570	33.490	47.441	147.5	6	2	6:21.260	4:37.559	33.189	29.445	41.067	
13	1	2:46.583B	31.586	38.678	33.772	1:02.547	147.3	7	2	2:06.745	26.290	31.508	28.843	40.104	195.0
14	2	4:39.854	2:37.557	39.420	34.559	48.318		8	2	2:07.089	26.158	31.503	29.273	40.155	198.1
15	2	2:34.952	32.212	39.977	35.002	47.761	149.9	9	2	2:06.977	26.124	31.412	28.789	40.652	198.8
16	2	2:33.908	32.538	39.142	34.349	47.879	148.5	10	2	2:26.246B	26.639	32.036	31.076	56.495	184.5
17	2	2:33.511	31.795	39.524	34.031	48.161	151.3	11	3	3:49.595	2:05.235	33.334	30.373	40.653	
18	2	2:34.153	32.224	39.710	34.264	47.955	148.3	12	3	2:09.495	27.023	32.063	29.781	40.628	186.1
19	2	2:44.554B	32.125	39.371	34.688	58.370	149.5	13	3	2:07.775	26.392	31.807	29.464	40.112	193.3
513 Porsche 924 Turbo H81-Max								14	3	2:08.791	26.681	32.187	29.674	40.249	191.9
1. Nuno Nunes								15	3	2:08.176	26.466	32.548	29.112	40.050	188.6
2. Piero dal Maso								16	3	2:20.778B	27.624	34.281	31.772	47.101	182.1
1	1	6:28.397	4:18.550	42.183	38.589	49.075		17	1	3:52.341	2:09.745	32.375	29.325	40.896	
2	1	2:24.784	32.234	34.797	31.994	45.759	143.8	18	1	2:05.303	25.905	31.255	28.757	39.386	199.6
3	1	2:18.163	27.923	34.212	31.590	44.438	196.0	19	1	2:05.306	25.824	31.224	28.883	39.375	199.2
4	1	2:17.179	27.475	35.225	31.377	43.102	195.0	20	1	2:05.813	26.098	31.277	28.936	39.502	197.4
5	1	2:43.570B	29.576	36.443	34.973	1:02.578	196.4	21	1	2:12.808	26.950	33.507	32.381	39.970	195.7
6	1	8:30.731	6:33.772	36.012	34.021	46.926		22	1	2:54.204B	25.999	36.506	35.992	1:15.707	202.1
7	1	2:21.680	29.458	34.738	32.139	45.345	165.2	520 Datsun 1200 PC							
8	1	2:18.009	29.130	34.322	31.610	42.947	166.4	1. Francisco Freitas							
9	1	2:15.592	28.158	34.006	31.203	42.225	192.6	2. Lourenco Magalhaes							
10	1	2:39.420B	29.636	36.254	34.280	59.250	170.0	1	1	3:21.192	1:03.700	45.934	40.263	51.295	
11	2	4:22.797	2:33.514	34.636	31.147	43.500		2	1	2:39.346	34.332	39.341	36.928	48.745	127.6
12	2	2:14.628	27.445	34.030	30.437	42.716	195.0	3	1	2:34.072	32.149	39.015	34.843	48.065	133.5
13	2	2:49.361B	27.823	34.568	38.356	1:08.614	193.3	4	1	2:31.212	31.200	38.987	34.516	46.509	148.1
514 Ford Escort RS 2000 H81-2000								5	1	2:30.339	31.240	38.730	33.639	46.730	150.3
1. Rodrigo Macedo								6	1	2:39.163B	30.671	38.541	33.715	56.236	151.1
2. Antonio Gago								7	1	8:32.616	6:33.313	38.782	33.391	47.130	
1	1	2:52.480	54.181	38.047	34.765	45.487		8	1	2:30.616	30.733	38.383	35.155	46.345	150.3
2	1	2:22.193	30.550	33.807	33.799	44.037	148.9	9	1	2:28.935	30.716	38.331	33.440	46.448	151.3
3	1	2:35.585B	30.520	33.455	34.375	57.235	163.0	10	1	2:45.437	34.442	45.557	39.294	46.144	148.5
4	1	5:38.468	3:50.346	34.179	31.451	42.492		11	1	2:29.113	30.946	38.420	33.337	46.410	150.5
5	1	2:18.530	28.184	35.516	32.701	42.129	181.8	12	1	2:28.960	30.867	38.310	33.330	46.453	149.1
6	1	2:40.600B	29.290	32.741	31.070	1:07.499	175.1	13	1	2:30.231	32.063	38.228	33.490	46.450	149.1
7	1	6:13.659	4:26.330	32.906	31.303	43.120		14	1	2:37.316B	30.895	38.471	33.698	54.252	148.5
8	1	2:12.786	27.630	32.884	30.521	41.751	176.5	15	2	3:46.083	1:49.013	37.986	32.823	46.261	
9	1	2:10.562	27.057	32.665	29.916	40.924	186.4	16	2	2:28.067	31.189	38.334	32.881	45.663	149.1
10	1	2:23.045B	28.386	32.456	29.802	52.401	187.3	17	2	2:27.341	30.661	38.080	32.764	45.836	149.7
11	2	3:46.970	2:03.988	32.310	29.576	41.096		18	2	2:27.130	30.500	38.212	32.747	45.671	150.7



2H GROUP1 + TROFÉU MINI

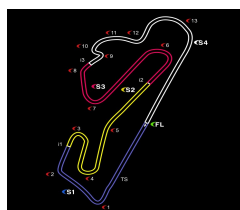
ESTORIL RACING FESTIVAL 22 a 24 Novembro 2019

TREINO CRONOMETRADO

Sector Analysis

Personal Best Session Best B Crossing the finish line in the pit lane

Lap	D	Time	Sector 1	Sector 2	Sector 3	Sector 4	T.Sp	Lap	D	Time	Sector 1	Sector 2	Sector 3	Sector 4	T.Sp
19	2	2:26.387	30.419	37.825	32.622	45.521	152.2	8	1	7:41.117	5:49.257	36.168	32.012	43.680	
20	2	2:36.235 B	30.772	38.144	32.995	54.324	150.7	9	1	2:21.469	29.137	35.341	32.784	44.207	171.9
524 1.Rui Carvalho 2.Luis Monteiro								Porsche 924 H81-2000							
1	1	5:18.605	2:52.237	49.839	42.099	54.430		10	1	2:17.670	29.124	34.546	30.755	43.245	176.3
2	1	2:49.609	38.160	41.340	37.990	52.119	122.8	11	1	2:17.178	28.958	34.404	30.701	43.115	169.7
3	1	2:25.699	30.174	36.353	33.123	46.049	161.1	12	1	2:32.554 B	32.567	35.607	31.919	52.461	176.0
4	1	2:23.707	29.463	35.826	32.513	45.905	172.7	13	2	11:47.817	9:52.027	37.133	33.226	45.431	
5	1	2:41.725 B	29.306	36.379	33.309	1:02.731	175.4	14	2	2:22.565	30.479	35.015	32.492	44.579	173.8
6	1	9:02.814	7:02.002	38.906	35.095	46.811		15	2	2:19.915	29.344	34.923	31.480	44.168	175.4
7	1	2:33.497	32.781	37.656	35.994	47.066	141.8	16	2	2:19.059	29.865	34.692	31.121	43.381	174.6
8	1	2:32.487	32.884	37.361	36.501	45.741	149.3	17	2	2:19.011	29.452	35.084	31.172	43.303	174.3
9	1	2:28.312	31.752	37.135	33.940	45.485	148.3	18	2	2:17.895	28.988	34.436	31.144	43.327	177.4
10	1	2:30.312	32.076	36.955	34.421	46.860	140.3	19	2	2:19.361	29.299	34.737	31.742	43.583	174.9
11	1	2:27.867	31.734	36.989	34.634	44.510	151.1	540 1.Carlos Matos 2.Nuno Matos							
12	1	2:29.015	31.807	36.579	35.089	45.540	143.4	Volkswagen Golf GTi H81-1600							
13	1	2:45.555 B	33.052	38.364	35.487	58.652	142.7	1	1	3:23.020	1:15.983	39.171	38.081	49.785	
14	2	4:21.639	2:25.919	37.375	32.831	45.514		2	1	2:21.107	30.124	34.420	30.929	45.634	172.7
15	2	2:24.146	29.209	36.569	32.752	45.616	177.4	3	1	2:16.857	28.469	33.527	30.965	43.896	179.7
16	2	2:22.661	30.453	35.415	32.052	44.741	170.5	4	1	2:15.106	28.127	34.186	30.427	42.366	181.2
17	2	2:22.723	29.380	35.934	32.292	45.117	169.0	5	1	2:14.586	27.899	34.114	30.462	42.111	183.6
18	2	2:21.447	29.368	35.545	32.002	44.532	166.7	6	1	2:12.256	27.564	33.291	30.069	41.332	183.6
528 1.Hugo Nazario 2.Pedro Redol								7	1	2:33.824	28.137	33.810	40.216	51.661	186.1
Porsche 924 H81-2000								8	1	3:01.088 B	32.470	45.253	37.561	1:05.804	175.1
1	1	5:22.380	3:24.812	38.210	34.122	45.236		9	1	7:28.726	5:37.648	35.270	32.373	43.435	
2	1	2:23.858	30.759	35.572	32.536	44.991	142.7	10	1	2:17.261	29.380	33.844	30.955	43.082	165.7
3	1	2:22.496	29.363	35.568	32.379	45.186	166.9	11	1	2:14.251	27.602	33.296	30.168	43.185	183.9
4	1	2:19.745	28.911	35.138	31.907	43.789	167.7	12	1	2:14.066	28.221	33.412	30.229	42.204	169.5
5	1	2:21.514	29.086	36.288	32.331	43.809	159.2	13	1	2:13.333	27.794	33.485	30.038	42.016	184.8
6	1	2:40.453	29.432	35.221	36.425	59.375	164.7	14	1	2:29.085	31.732	40.371	34.713	42.269	169.0
7	1	3:02.575 B	37.532	39.328	37.876	1:07.839	128.1	15	1	2:13.855	27.767	33.568	30.286	42.234	183.0
8	1	6:42.779	4:44.801	38.408	35.003	44.567		16	1	2:52.971 B	31.718	42.511	36.696	1:02.046	150.7
9	1	2:17.941	28.611	34.666	31.415	43.249	178.3	545 1.Joao Paulo Antunes 2.Bernardo P. Abreu							
10	1	2:19.424	28.092	34.556	32.602	44.174	184.2	BMW 1600 ti H71-1600							
11	1	2:17.667	28.580	34.832	31.061	43.194	176.0	1	1	3:12.075	1:02.758	41.753	36.694	50.870	
12	1	2:29.096	31.759	38.720	35.051	43.566	143.3	2	1	2:32.899	32.114	36.632	35.766	48.387	160.8
13	1	2:17.703	28.187	34.597	31.049	43.870	179.1	3	1	2:28.253	31.311	35.936	35.042	45.964	158.5
14	1	2:30.688 B	28.491	35.212	31.277	55.708	168.2	4	1	2:23.908	30.304	35.567	32.728	45.309	157.8
15	2	3:54.950	1:53.545	41.449	36.131	43.825		5	1	2:24.536	31.802	35.109	33.017	44.608	140.9
16	2	2:18.757	27.969	34.836	31.307	44.645	171.3	6	1	2:23.830	29.828	36.004	33.658	44.340	153.4
17	2	2:17.175	28.001	34.785	30.992	43.397	180.0	7	1	2:51.272 B	30.817	38.111	36.605	1:05.739	169.0
18	2	2:17.552	28.317	34.861	30.768	43.606	181.2	8	1	7:03.319	4:53.724	39.081	40.524	49.990	
19	2	2:29.190	30.769	40.749	34.546	43.126	169.7	9	1	2:35.644	33.613	38.686	36.196	47.149	138.9
20	2	2:17.430	28.147	34.844	31.808	42.631	170.5	10	1	2:29.582	32.089	36.638	34.898	45.957	126.8
21	2	2:19.207	28.101	36.214	32.008	42.884	172.7	11	1	2:27.113	31.738	36.187	32.925	46.263	133.0
538 1.Rui Moura 2.Pedro Black								12	1	2:25.269	30.870	35.701	33.588	45.110	146.9
VW Golf GTI H-INV								13	1	2:38.663 B	31.697	35.532	33.243	58.191	140.2
1	1	3:15.190	1:13.608	38.453	36.605	46.524		14	2	5:16.447	3:21.698	36.580	33.431	44.738	
2	1	2:25.163	31.037	36.292	32.954	44.880	165.4	15	2	2:23.965	31.426	35.864	33.332	43.343	130.5
3	1	2:23.159	30.353	35.644	32.236	44.926	172.9	16	2	2:22.861	30.711	35.639	32.827	43.684	153.6
4	1	2:20.441	29.896	34.876	31.950	43.719	170.5	17	2	2:25.633	32.343	37.022	32.608	43.660	127.5
5	1	2:21.126	29.336	35.111	31.547	45.132	176.8	18	2	2:27.288	31.158	35.700	34.143	46.287	137.2
6	1	2:18.801	29.399	34.809	31.395	43.198	176.3	19	2	2:24.997	32.156	36.479	32.323	44.039	153.4
7	1	2:43.433 B	29.850	36.495	35.555	1:01.533	176.5	20	2	2:25.227	31.817	35.308	32.485	45.617	148.5
								21	2	2:23.026	30.130	35.672	33.615	43.609	148.9



2H GROUP1 + TROFÉU MINI

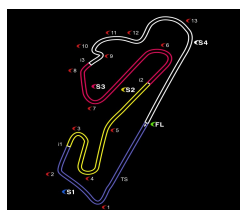
ESTORIL RACING FESTIVAL 22 a 24 Novembro 2019

TREINO CRONOMETRADO

Sector Analysis

Personal Best Session Best B Crossing the finish line in the pit lane

Lap D	Time	Sector 1	Sector 2	Sector 3	Sector 4	T.Spd	Lap D	Time	Sector 1	Sector 2	Sector 3	Sector 4	T.Spd
550 1.Jose Mota 2.Andre Stuerken Jaguar H81-Max							10	1	2:40.939	34.215	41.059	36.797	48.868
1	1	4:54.934	2:52.881	40.813	36.150	45.090	11	1	2:34.876	32.396	39.179	33.836	49.465
2	1	2:22.242	30.768	35.942	32.391	43.141	12	1	2:53.618 B	32.142	39.122	34.206	1:08.148
3	1	2:19.483	28.893	34.067	33.018	43.505	13	2	6:43.041	4:36.721	41.736	35.533	49.051
4	1	2:34.795	28.848	33.377	30.774	1:01.796	14	2	2:37.223	36.051	38.929	35.035	47.208
5	1	2:16.696	28.171	33.948	31.665	42.912	15	2	2:40.429	32.556	38.759	36.067	53.047
6	1	8:14.034 B	6:20.828	53.965		156.7	16	2	2:35.148	33.296	38.931	35.239	47.682
7	1	6:21.058	4:27.647	36.887	33.056	43.468	17	2	2:49.841 B	34.023	39.426	36.404	59.988
8	1	2:21.310	30.572	34.758	32.223	43.757	565 1.Luis Santa Barbara 2.Rosario Sottomayor Datsun 1200 PC						
9	1	2:19.321	28.904	34.890	32.054	43.473	1	1	3:24.420	1:10.087	42.603	39.683	52.047
10	1	2:18.385	28.821	34.179	32.103	43.282	2	1	2:37.611	33.259	39.213	35.553	49.586
11	1	2:19.008	29.054	34.804	32.303	42.847	3	1	2:35.942	32.551	39.164	35.166	49.061
12	1	3:04.816 B	32.209	43.229	44.604	1:04.774	4	1	2:33.815	32.270	38.923	34.541	48.081
13	2	6:44.387	4:51.079	36.166	32.897	44.245	5	1	2:34.367	31.925	39.231	34.693	48.518
14	2	2:20.648	29.097	35.028	33.376	43.147	6	1	2:50.633 B	32.861	39.598	38.160	1:00.014
15	2	2:19.997	29.147	34.210	32.534	44.106	7	1	9:58.821 B	7:31.818	43.328	38.221	1:05.454
16	2	2:17.835	28.367	34.436	32.279	42.753	8	1	3:33.055	1:25.127	39.697	35.097	53.134
17	2	2:17.120	28.396	34.343	31.528	42.853	9	1	2:54.656	34.535	38.980	34.623	1:06.518
18	2	2:18.423	28.937	35.059	31.956	42.471	10	1	2:45.276 B	33.413	40.434	34.889	56.540
561 1.Antonio Santos Mendonca 2.Luis Neto Datsun 1200 PC							11	2	6:37.838	4:36.019	39.601	34.118	48.100
1	1	3:21.775	1:11.351	40.310	39.426	50.688	12	2	2:32.353	31.586	38.883	33.989	47.895
2	1	2:38.566	34.804	38.362	36.515	48.885	13	2	2:31.527	31.562	38.452	33.728	47.785
3	1	2:30.750	31.214	38.516	33.833	47.187	14	2	2:31.287	31.499	38.671	33.759	47.358
4	1	2:36.490 B	31.220	39.098	33.950	52.222	15	2	2:31.665	31.621	38.567	33.854	47.623
5	1	3:08.519	1:07.943	38.863	34.029	47.684	16	2	2:32.161	32.603	38.414	33.677	47.467
6	1	2:30.341	31.219	38.295	33.784	47.043	17	2	2:46.572 B	31.862	38.653	35.847	1:00.210
7	1	2:40.781 B	31.422	38.530	33.542	57.287	566 1.Joao Posser 2.Francisco Guedes Datsun 1200 PC						
8	1	5:52.864	3:50.652	39.306	34.992	47.914	1	1	3:27.347	1:21.560	39.892	36.672	49.223
9	1	2:31.050	32.239	37.969	34.251	46.591	2	1	2:39.224	33.295	39.744	38.228	47.957
10	1	2:28.622	30.810	38.006	33.321	46.485	3	1	2:29.595	31.209	38.339	33.831	46.216
11	1	2:27.914	30.869	37.877	33.285	45.883	4	1	2:29.599	31.169	38.269	33.417	46.744
12	1	2:27.286	30.950	37.870	32.961	45.505	5	1	2:31.818	31.835	39.127	34.297	46.559
13	1	2:36.341 B	30.842	37.696	33.096	54.707	6	1	2:29.674	30.966	38.650	33.611	46.447
14	2	4:55.397	2:55.042	39.394	33.915	47.046	7	1	2:57.409 B	35.910	41.111	39.100	1:01.288
15	2	2:29.559	31.774	38.108	33.404	46.273	8	1	6:20.653	4:20.607	39.026	33.998	47.022
16	2	2:29.263	30.815	37.855	33.792	46.801	9	1	2:29.757	30.889	38.076	33.607	47.185
17	2	2:32.101	31.092	38.344	33.374	49.291	10	1	2:29.069	30.915	38.607	33.177	46.370
18	2	2:34.370	30.564	42.311	34.954	46.541	11	1	2:31.048	31.366	38.274	33.343	48.065
19	2	2:33.952	31.409	38.330	34.743	49.470	12	1	2:29.282	30.822	38.320	33.480	46.660
20	2	2:53.621	38.007	43.345	39.994	52.275	13	1	2:28.216	30.794	38.278	33.167	45.977
21	2	2:28.917	31.032	38.034	33.255	46.596	14	1	2:28.632	30.867	38.399	33.197	46.169
564 1.Carlos Maciel 2.Carlos Aniceto 3.Carlos Lourenco Mini Cooper 1052							15	1	2:29.018	30.989	38.647	33.058	46.324
1	1	3:49.056	1:36.509		50.962		16	1	2:28.307	30.927	38.366	32.885	46.129
2	1	2:37.500	33.646	39.830	35.092	48.932	17	1	2:28.166	30.798	38.329	32.868	46.171
3	1	2:36.581	34.284	39.902	34.300	48.095	18	1	2:28.290	30.714	38.288	32.830	46.458
4	1	2:32.935	32.190		47.999		19	1	2:44.765 B	31.675	39.046	34.903	59.141
5	1	2:32.799	31.742		47.692	142.7	573 1.Andre Castro Pinheiro 2.Francisco Sande e Castro Jaguar XJS V12 H81-Max						
6	1	2:55.771 B	32.319	39.907	36.668	1:06.877	1	1	3:00.494	1:06.553	37.475	32.984	43.482
7	1	8:44.341	6:37.236	42.145	35.735	49.225	2	1	2:17.817	28.722	34.182	31.841	43.072
8	1	2:47.342	32.472	39.688	34.282	1:00.900	3	1	2:15.133	27.917	33.360	31.820	42.036
9	1	2:35.743	32.974	39.107	34.547	49.115	4	1	2:15.318	28.234	33.204	31.791	42.089



2H GROUP1 + TROFÉU MINI

ESTORIL RACING FESTIVAL 22 a 24 Novembro 2019

TREINO CRONOMETRADO

Sector Analysis

Personal Best Session Best B Crossing the finish line in the pit lane

Lap	D	Time	Sector 1	Sector 2	Sector 3	Sector 4	T.Spd	Lap	D	Time	Sector 1	Sector 2	Sector 3	Sector 4	T.Spd
5	1	2:12.991	27.143	33.004	31.025	41.819	175.7	14	1	2:32.068	32.100	38.508	34.227	47.233	149.5
6	1	2:13.257	27.943	32.831	31.127	41.356	169.2	15	1	2:37.085	32.851	40.099	35.773	48.362	152.4
7	1	2:35.333B	27.382	32.756	31.046	1:04.149	167.2	16	1	2:41.372B	33.360	38.431	34.171	55.410	147.3
8	1	8:15.598	6:28.407	33.246	32.640	41.305		17	2	3:58.168	1:59.331	38.560	33.579	46.698	
9	1	2:22.236	30.174	32.523	29.608	49.931	186.7	18	2	2:30.044	31.070	39.111	33.479	46.384	151.1
10	1	2:09.620	27.018	31.989	30.096	40.517	191.6	19	2	2:29.295	31.408	38.103	33.340	46.444	150.7
11	1	2:10.786	27.814	32.131	30.060	40.781	199.9	20	2	2:28.180	30.980	38.148	33.086	45.966	148.9
12	1	2:18.817	26.707	32.024	29.489	50.597	188.0	<div>584</div> <div>1.Tomas Pinto Abreu 2.Joao Rebelo Martins</div> <div>Datsun 1200 PC</div>							
13	1	2:09.154	27.004	31.933	30.248	39.969	170.5								
14	1	2:41.076B	27.166	33.089	36.810	1:04.011	190.3								
15	2	7:58.018	6:10.066	34.862	31.091	41.999									
16	2	2:10.676	26.824	32.563	29.721	41.568	177.7	1	1	2:55.618	50.140	39.556	37.003	48.919	
17	2	2:09.231	26.882	32.447	29.443	40.459	183.9	2	1	2:31.678	32.016	38.577	33.898	47.187	147.3
18	2	2:09.178	26.628	32.745	29.778	40.027	182.4	3	1	2:31.600	31.796	38.579	33.888	47.337	146.3
19	2	2:09.768	26.546	32.500	30.030	40.692	184.2	4	1	2:31.136	31.673	38.191	33.905	47.367	148.1
20	2	2:52.378B	31.660	39.393	37.644	1:03.681	170.3	5	1	2:29.805	31.356	38.314	33.448	46.687	149.3
								6	1	2:41.409B	30.921	38.913	34.068	57.507	150.0

579 1.Miguel Ferreira
2.Afonso Ferreira
Ford Escort RS 2000
H81-2000

1	1	2:39.702	45.467	36.695	33.238	44.302	
2	1	2:20.507	29.427	34.502	33.816	42.762	156.5
3	1	2:15.021	28.806	33.133	30.988	42.094	159.4
4	1	2:14.076	28.102	32.606	30.113	43.255	162.2
5	1	2:12.387	27.751	32.582	30.126	41.928	169.5
6	1	2:12.072	28.127	32.867	29.949	41.129	164.7
7	1	2:36.438 B	28.017	34.566	35.486	58.369	165.2
8	1	8:52.379	6:56.357	36.024	35.137	44.861	
9	1	2:21.235	31.290	34.090	32.619	43.236	139.6
10	1	2:22.504	31.311	33.842	32.769	44.582	144.0
11	1	2:19.008	30.957	34.133	31.110	42.808	156.7
12	1	2:19.405	29.773	33.502	32.428	43.702	156.9
13	1	2:17.203	29.370	33.373	32.044	42.416	160.8
14	1	2:16.061	29.180	32.952	31.137	42.792	158.3
15	1	2:15.884	29.421	33.380	31.404	41.679	150.7
16	1	2:16.190	28.932	33.093	32.167	41.998	161.1
17	1	2:14.693	28.401	32.864	31.588	41.840	168.2
18	1	2:17.775	28.382	33.033	31.020	45.340	168.7
19	1	2:15.781	28.882	32.782	30.737	43.380	163.0
20	1	2:26.019 B	28.922	33.894	31.972	51.231	170.3
21	2	3:57.017	2:12.539	32.960	30.308	41.210	
22	2	2:11.572	27.958	32.740	30.047	40.827	167.7

580 1.Pedro Reis
2.Paulo Costa
Datsun 1200
PC

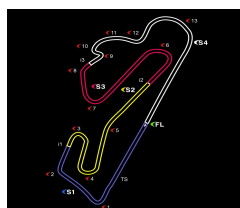
1	1	3:49.710	1:41.021	40.954	37.688	50.047	
2	1	2:40.594	32.989	41.578	37.235	48.792	149.9
3	1	2:37.398	32.368	39.268	35.797	49.965	150.7
4	1	2:32.002	31.937	38.691	33.980	47.394	152.2
5	1	2:30.995	32.204	38.304	33.402	47.085	152.4
6	1	2:37.188	31.190	38.534	33.768	53.696	153.4
7	1	2:41.876 B	31.836	38.906	34.179	56.955	143.8
8	1	7:37.099	5:27.227	41.054	37.055	51.763	
9	1	2:38.329	32.943	39.714	35.856	49.816	147.5
10	1	2:36.780	32.846	39.422	35.244	49.268	149.3
11	1	2:34.458	32.506	39.262	34.851	47.839	148.3
12	1	2:35.452	32.928	39.258	35.228	48.038	147.7
13	1	2:31.432	32.112	38.628	33.788	46.904	150.3

584 1.Tomas Pinto Abreu
2.Joaõ Rebelo Martins
Datsun 1200
PC

1	1	2:55.618	50.140	39.556	37.003	48.919	
2	1	2:31.678	32.016	38.577	33.898	47.187	147.3
3	1	2:31.600	31.796	38.579	33.888	47.337	146.3
4	1	2:31.136	31.673	38.191	33.905	47.367	148.1
5	1	2:29.805	31.356	38.314	33.448	46.687	149.3
6	1	2:41.409 B	30.921	38.913	34.068	57.507	150.9
7	1	4:28.946 B	2:06.548	40.603	37.034	1:04.761	
8	1	4:53.914	2:53.036	38.727	34.764	47.387	
9	1	2:30.209	32.029	38.811	33.096	46.273	148.7
10	1	2:29.269	30.605	38.628	33.164	46.872	149.5
11	1	2:28.468	30.802	38.548	32.863	46.255	150.3
12	1	2:38.200 B	31.446	39.822	33.013	53.919	150.9
13	2	3:24.376	1:25.835	38.646	33.350	46.545	
14	2	2:27.453	30.424	37.870	32.946	46.213	151.3
15	2	2:33.737 B	30.423	38.149	32.940	52.225	150.3
16	2	4:23.185	2:22.052	37.926	33.985	49.222	
17	2	2:36.760	31.999	38.365	35.868	50.528	149.5
18	2	2:29.052	30.434	38.726	33.175	46.717	150.3
19	2	2:28.678	31.093	38.002	33.324	46.259	145.9
20	2	2:28.604	31.067	38.274	33.136	46.127	150.9
21	2	2:31.425	31.952	37.475	33.438	48.560	147.7
22	2	3:09.691 B	32.127	40.629	37.802	1:19.133	149.9

588 1.Rafael Cerveira Pinto
2.Luis Pedro Liberal
Volkswagen Golf GTI
H81-1600

1	1	2:33.580	42.143	37.210	31.515	42.712	
2	1	2:21.827	29.474	34.734	34.508	43.111	180.3
3	1	2:18.960	30.354	35.606	31.365	41.635	148.3
4	1	2:16.839	27.958	33.901	31.294	43.686	183.3
5	1	2:14.269	27.786	33.896	30.341	42.246	180.9
6	1	2:13.612	27.924	33.787	30.388	41.513	178.0
7	1	2:16.225	27.829	33.807	32.523	42.066	185.1
8	1	2:51.599 B	28.819	41.124	39.584	1:02.072	181.8
9	1	5:38.056	3:47.387	35.530	31.925	43.214	
10	1	2:18.815	29.121	34.306	31.569	43.819	168.7
11	1	2:15.668	28.391	34.009	30.621	42.647	174.6
12	1	2:15.222	27.957	34.066	30.867	42.332	177.4
13	1	2:15.188	27.833	33.964	30.583	42.808	180.6
14	1	2:14.367	27.631	33.855	30.693	42.188	180.9
15	1	2:15.180	28.703	33.630	30.902	41.945	171.6
16	1	2:13.288	27.488	33.912	30.425	41.463	180.0
17	1	2:15.979	27.878	33.891	32.251	41.959	180.6
18	1	2:14.380	27.750	33.986	30.772	41.872	174.9
19	1	2:14.244	28.104	33.847	30.531	41.762	179.7
20	1	2:14.508	27.939	33.863	30.712	41.994	171.9
21	1	2:31.778 B	29.259	34.500	31.229	56.790	162.0
22	2	3:16.190	1:30.670	33.862	30.511	41.147	



2H GROUP1 + TROFÉU MINI

ESTORIL RACING FESTIVAL 22 a 24 Novembro 2019

TREINO CRONOMETRADO

Sector Analysis

Personal Best

Session Best

B Crossing the finish line in the pit lane

Lap	D	Time	Sector 1	Sector 2	Sector 3	Sector 4	T.Sp	Lap	D	Time	Sector 1	Sector 2	Sector 3	Sector 4	T.Sp
23	2	2:13.952	27.825	34.581	30.311	41.235	184.8	24	2	2:12.642	27.360	33.583	30.340	41.359	184.8

590

1. Pedro Mourato Gordo
2. Antonio Rodrigues

Datsun 1200
PC

1	1	3:24.074	1:06.923	44.106	40.868	52.177	
2	1	2:42.352	35.172	41.299	36.166	49.715	140.7
3	1	2:36.548	32.870	39.370	35.324	48.984	143.6
4	1	2:36.862	32.480	39.718	35.456	49.208	143.3
5	1	2:35.752	32.738	39.818	34.599	48.597	145.5
6	1	3:04.234 B	33.048	40.852	37.640	1:12.694	143.3
7	1	8:53.650 B	6:40.408	39.980	34.761	58.501	
8	1	4:12.232	2:07.931	39.508	35.086	49.707	
9	1	2:35.900	32.942	39.871	34.402	48.685	143.3
10	1	2:33.595	31.795	39.297	34.118	48.385	144.9
11	1	2:32.652	31.605	38.908	33.855	48.284	143.6
12	1	2:35.817	32.285	39.842	33.874	49.816	139.8
13	1	2:42.767 B	33.761	39.350	33.759	55.897	141.4
14	2	4:28.544	2:26.993	39.212	33.559	48.780	
15	2	2:32.649	31.826	39.026	33.477	48.320	142.0
16	2	2:32.762	32.082	39.008	33.568	48.104	142.1
17	2	2:33.653	32.064	38.958	33.718	48.913	141.8
18	2	2:35.834	32.077	39.896	35.718	48.143	143.4
19	2	2:53.015 B	31.794	39.157	37.675	1:04.389	141.8

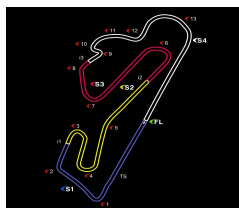
595

1. Antonio Fresco
2. Jose Fresco

3. Rui Salgado

Ford Capri MKIII V6
H81-Max

1	1	3:10.864	1:08.722	38.881	35.509	47.752	
2	1	2:19.782	29.106	34.693	32.118	43.865	174.0
3	1	2:18.275	29.518	33.751	31.686	43.320	184.5
4	1	2:16.907	28.068	33.975	31.744	43.120	189.9
5	1	2:16.611	28.201	33.200	31.974	43.236	184.2
6	1	2:18.029	28.599	33.827	31.873	43.730	176.8
7	1	2:45.655 B	29.460	34.518	39.943	1:01.734	183.0
8	1	7:34.313	5:40.771	35.199	33.649	44.694	
9	1	2:17.495	29.066	33.350	32.412	42.667	162.2
10	1	2:16.723	29.507	33.895	31.762	41.559	158.7
11	1	2:14.340	28.194	33.008	31.524	41.614	166.9
12	1	2:15.967	28.652	33.123	31.242	42.950	161.5
13	1	2:53.526 B	28.255	33.019	38.402	1:13.850	165.7



2H GROUP1 + TROFÉU MINI

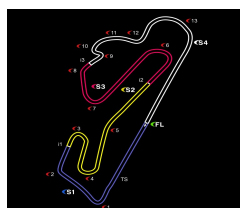
ESTORIL RACING FESTIVAL 22 a 24 Novembro 2019

TREINO CRONOMETRADO

Best Sector Times

Sector 1		Sector 2		Sector 3		Sector 4		Ideal Lap		Best Lap	
Nr Driver	Time	Nr Driver	Time	Nr Driver	Time	Nr Driver	Time	Nr	Lap	Lap	
1 501 R.Pereira	25.799	516 J.Diogo Lopes	31.224	501 R.Pereira	28.227	516 J.Diogo Lopes	39.375	1 501	2:04.890	2:05.428	(2)
2 516 J.Diogo Lopes	25.824	501 R.Pereira	31.235	508 J.Cruz	28.663	501 R.Pereira	39.629	2 516	2:05.180	2:05.303	(1)
3 508 J.Cruz	25.909	514 A.Gago	31.660	516 J.Diogo Lopes	28.757	573 F.Sande e Castro	39.969	3 508	2:06.276	2:07.594	(3)
4 514 A.Gago	26.308	508 J.Cruz	31.724	514 A.Gago	29.250	508 J.Cruz	39.980	4 514	2:07.813	2:08.067	(4)
5 573 F.Sande e Castro	26.546	573 A.Castro Pinheiro	31.933	573 F.Sande e Castro	29.443	514 A.Gago	40.595	5 573	2:07.891	2:09.154	(5)
6 588 L.Pedro	27.360	579 M.Ferreira	32.582	579 M.Ferreira	29.949	502 M.Gaspar	40.785	6 579	2:11.096	2:11.572	(6)
7 513 P.dal Maso	27.445	595 A.Fresco	33.008	540 C.Matos	30.038	579 M.Ferreira	40.827	7 502	2:11.792	2:12.547	(8)
8 540 C.Matos	27.564	502 M.Gaspar	33.203	502 M.Gaspar	30.145	588 L.Pedro	41.147	8 540	2:12.225	2:12.256	(7)
9 502 M.Gaspar	27.659	540 C.Matos	33.291	588 L.Pedro	30.311	540 C.Matos	41.332	9 588	2:12.401	2:13.288	(9)
10 579 A.Ferreira	27.738	550 J.Mota	33.377	513 P.dal Maso	30.437	595 A.Fresco	41.559	10 595	2:13.877	2:14.340	(10)
11 528 P.Redol	27.969	588 L.Pedro	33.583	538 R.Moura	30.701	513 P.dal Maso	42.225	11 513	2:14.113	2:14.628	(11)
12 595 A.Fresco	28.068	513 N.Nunes	34.006	528 P.Redol	30.768	550 J.Mota	42.471	12 550	2:14.793	2:16.696	(12)
13 550 J.Mota	28.171	538 R.Moura	34.404	550 J.Mota	30.774	528 P.Redol	42.631	13 528	2:15.924	2:17.175	(13)
14 506 M.Ribeiro	28.875	528 H.Nazario	34.556	595 A.Fresco	31.242	538 R.Moura	43.115	14 538	2:17.178	2:17.178	(14)
15 538 R.Moura	28.958	545 J.Paulo Antunes	35.109	524 L.Monteiro	32.002	545 B.P. Abreu	43.343	15 506	2:20.069	2:20.807	(15)
16 524 L.Monteiro	29.209	524 L.Monteiro	35.415	506 J.Miguel Ribeiro	32.095	506 J.Miguel Ribeiro	43.659	16 545	2:20.603	2:22.861	(17)
17 3 G.Afonso	29.711	506 J.Miguel Ribeiro	35.440	545 B.P. Abreu	32.323	524 L.Monteiro	44.510	17 524	2:21.136	2:21.447	(16)
18 545 J.Paulo Antunes	29.828	3 G.Afonso	37.012	6 J.Cavaleiro e Silva	32.525	6 J.Cavaleiro e Silva	45.275	18 6	2:24.724	2:25.223	(18)
19 6 J.Cavaleiro e Silva	29.911	6 J.Cavaleiro e Silva	37.013	520 L.Magalhaes	32.622	561 A.Santos Mendonca	45.505	19 3	2:25.118	2:25.726	(19)
20 21 N.Rego	30.121	96 M.Ferrao	37.238	504 F.Gaspar	32.664	520 L.Magalhaes	45.521	20 21	2:26.263	2:26.978	(21)
21 16 G.dal-Maso	30.233	21 N.Rego	37.390	3 G.Afonso	32.728	3 G.Afonso	45.667	21 520	2:26.387	2:26.387	(20)
22 520 L.Magalhaes	30.419	584 J.Rebello Martins	37.475	21 N.Rego	32.770	580 P.Costa	45.966	22 561	2:26.726	2:27.286	(22)
23 584 J.Rebello Martins	30.423	16 G.dal-Maso	37.535	566 J.Posser	32.830	566 J.Posser	45.977	23 584	2:26.888	2:27.453	(24)
24 62 J.Neves	30.447	62 J.Neves	37.584	584 T.Pinto Abreu	32.863	21 N.Rego	45.982	24 16	2:27.135	2:27.311	(23)
25 96 M.Ferrao	30.559	561 A.Santos Mendonca	37.696	561 A.Santos Mendonca	32.961	16 G.dal-Maso	46.049	25 96	2:27.305	2:27.918	(25)
26 561 L.Neto	30.564	520 L.Magalhaes	37.825	580 P.Costa	33.086	584 T.Pinto Abreu	46.127	26 62	2:27.305	2:28.021	(26)
27 580 P.Costa	30.704	566 J.Posser	38.076	62 J.Neves	33.105	62 J.Neves	46.169	27 566	2:27.597	2:28.166	(27)
28 566 J.Posser	30.714	580 P.Costa	38.103	96 M.Ferrao	33.195	96 M.Ferrao	46.313	28 580	2:27.859	2:28.180	(28)
29 565 R.Sottomayor	31.499	565 R.Sottomayor	38.414	16 G.dal-Maso	33.318	510 A.Lopes	47.032	29 510	2:30.655	2:31.541	(30)
30 510 A.Lopes	31.563	504 F.Gaspar	38.489	590 A.Rodrigues	33.477	564 C.Maciél	47.208	30 565	2:30.948	2:31.287	(29)
31 590 P.Mourato Gordo	31.605	510 A.Lopes	38.570	510 A.Lopes	33.490	565 R.Sottomayor	47.358	31 564	2:31.545	2:32.799	(32)
32 564 C.Maciél	31.742	564 C.Aniceto	38.759	565 R.Sottomayor	33.677	503 G.Velasco	48.000	32 590	2:32.094	2:32.649	(31)
33 503 G.Velasco	32.583	503 G.Velasco	38.809	564 C.Maciél	33.836	590 A.Rodrigues	48.104	33 503	2:34.454	2:36.539	(33)





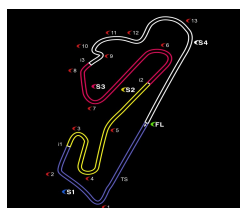
2H GROUP1 + TROFEU MINI ESTORIL RACING FESTIVAL 22 a 24 Novembro 2019 TREINO CRONOMETRADO

Sector Analysis

■ Personal Best ■ Session Best B Crossing the finish line in the pit lane

Lap D	Time	Sector 1	Sector 2	Sector 3	Sector 4	T.Spd	Lap D	Time	Sector 1	Sector 2	Sector 3	Sector 4	T.Spd
3 1.Guilherme Affonso 2.Lourenco Veiga Mini Cooper TM							21 1.Nelson Rego 2.Alexandre Leal Mini Cooper TM						
1	1	6:08.195 B	3:58.753	41.835	33.638	53.969	1	1	2:47.925	46.815	39.129	34.626	47.355
2	1	3:23.823	1:25.834	37.449	33.870	46.670	2	1	2:32.167	31.249	38.450	35.786	46.682
3	1	2:26.430	30.356	37.495	32.912	45.667	3	1	2:30.060	31.233	37.749	34.259	46.819
4	1	2:25.726	29.711	37.314	32.728	45.973	4	1	2:28.188	30.550	37.814	33.353	46.471
5	1	2:42.631 B	30.026	37.012	34.498	1:01.095	5	1	2:29.279	30.296	37.596	33.186	48.201
6	1	9:13.418	7:10.211	39.606	36.347	47.254	6	1	2:27.903	30.250	37.390	33.869	46.394
7	1	2:33.214	30.844	38.216	36.779	47.375	7	1	2:41.630 B	32.330	39.307	34.128	55.865
8	1	2:30.367	30.972	38.187	34.184	47.024	8	1	7:39.492	5:40.050	38.055	34.439	46.948
9	1	2:29.943	31.268	37.905	33.900	46.870	9	1	2:28.541	31.264	37.699	33.520	46.058
10	1	2:28.776	30.592	37.819	33.932	46.433	10	1	2:28.310	30.837	37.807	33.121	46.545
11	1	2:29.048	30.714	37.892	33.855	46.587	11	1	2:28.506	30.673	37.903	33.176	46.754
12	1	3:00.736 B	33.503	41.151	37.392	1:08.690	12	1	2:27.867	30.717	37.590	32.975	46.585
6 1.Miguel Sales 2.Rui Salvada 3.Joao Cavaleiro e Silva Mini Cooper TM							13	1	2:28.030	30.474	37.632	33.129	46.795
1	1	2:48.385	44.878	41.358	35.022	47.127	14	1	2:27.383	30.520	37.961	32.784	46.118
2	1	2:33.050	31.466	39.219	35.786	46.579	15	1	2:28.415	30.549	38.108	33.731	46.027
3	1	2:32.172	33.761	37.381	34.368	46.662	16	1	2:28.711	30.969	38.043	33.692	46.007
4	1	2:29.148	30.932	37.238	33.973	47.005	17	1	2:26.978	30.550	37.676	32.770	45.982
5	1	2:46.368 B	32.351	37.620	36.454	59.943	18	1	2:27.256	30.324	37.774	32.834	46.324
6	2	4:22.433	2:13.851	39.598	35.407	53.577	19	1	2:27.526	30.302	37.470	33.112	46.642
7	2	3:03.592 B	38.004	39.658	36.923	1:09.007	20	1	2:28.893	30.410	37.962	34.160	46.361
8	2	4:39.785	2:38.027	37.941	34.797	49.020	21	1	2:38.003 B	30.121	37.544	33.784	56.554
9	2	2:28.715	30.856	37.436	33.972	46.451	62 1.Joao Neves 2.Paulo Santos Mini Cooper TM						
10	2	2:30.326	32.086	37.792	34.167	46.281	1	1	3:00.399	53.189	41.275	37.381	48.554
11	2	2:26.932	30.369	37.296	33.303	45.964	2	1	2:33.397	32.470	38.358	34.260	48.309
12	2	2:29.287	30.308	37.486	33.598	47.895	3	1	2:33.418	30.793	37.814	34.336	50.475
13	2	2:33.699 B	30.075	37.834	33.640	52.150	4	1	2:29.105	30.781	38.496	33.206	46.622
14	3	4:35.075	2:33.697	39.042	34.765	47.571	5	1	2:28.498	30.616	37.584	33.519	46.779
15	3	2:29.524	32.315	37.641	33.436	46.132	6	1	2:28.021	30.447	37.694	33.105	46.775
16	3	2:26.990	30.629	37.436	32.973	45.952	7	1	2:53.509 B	31.797	37.815	35.322	1:08.575
17	3	2:26.029	30.709	37.200	32.845	45.275	8	1	9:36.324	7:33.989	38.662	35.598	48.075
18	3	2:25.349	30.328	37.013	32.680	45.328	9	1	2:32.157	32.180	38.449	34.698	46.830
19	3	2:25.223	29.944	37.149	32.707	45.423	10	1	2:28.724	31.272	37.890	33.368	46.194
20	3	2:28.655	29.987	37.856	34.128	46.684	11	1	2:28.847	30.828	37.959	33.151	46.909
21	3	2:25.790	30.015	37.883	32.525	45.367	12	1	2:29.489	30.882	37.696	33.600	47.311
16 1.Guilherme dal-Maso 2.Jose Carvalhosa Mini Cooper TM							13	1	2:28.502	31.164	37.782	33.287	46.269
1	1	4:30.912	2:27.434	40.714	35.275	47.489	14	1	2:30.156	31.359	38.100	34.177	46.520
2	1	2:31.730	31.390	38.081	34.097	48.162	15	1	2:29.868	31.260	37.980	33.392	47.236
3	1	2:29.302	30.927	37.703	33.874	46.798	16	1	2:28.563	30.913	37.843	33.621	46.186
4	1	2:27.311	30.233	37.541	33.417	46.120	17	1	2:31.300	31.852	38.945	33.517	46.986
5	1	2:28.283	30.368	37.952	33.659	46.304	18	1	2:31.088	31.034	37.721	35.286	47.047
6	1	2:42.793 B	30.908	37.535	34.325	1:00.025	19	1	2:28.555	31.022	37.820	33.544	46.169
7	1	9:03.648	7:01.854	39.710	34.675	47.409	20	1	2:28.999	31.077	37.718	33.456	46.748
8	1	2:30.188	31.654	37.838	33.840	46.856	21	1	2:28.996	30.883	37.602	33.306	47.205
9	1	2:28.708	30.393	38.354	33.731	46.230	96 1.Francisco Borreguero 2.Manuel Ferrao 3.Tiago Marques Mini Cooper TM						
10	1	2:29.783	30.306	37.941	34.611	46.925	1	1	3:20.483	1:01.596	47.342	39.632	51.913
11	1	2:30.116	32.425	38.324	33.318	46.049	2	1	2:39.759	34.210	39.353	37.136	49.060
12	1	2:47.218 B	33.999	39.190	34.653	59.376	3	1	2:34.988	32.124	38.806	35.137	48.921
13	2	4:43.768	2:46.183	37.985	33.369	46.231	4	1	2:35.907	33.891	38.700	35.347	47.969
14	2	2:28.447	30.634	37.727	33.534	46.552	5	1	2:41.873 B	32.147	38.557	35.310	55.859
15	2	2:27.629	30.417	37.603	33.484	46.125							





2H GROUP1 + TROFÉU MINI

ESTORIL RACING FESTIVAL 22 a 24 Novembro 2019

TREINO CRONOMETRADO

Sector Analysis

■ Personal Best ■ Session Best B Crossing the finish line in the pit lane

Lap	D	Time	Sector 1	Sector 2	Sector 3	Sector 4	T.Spd	Lap	D	Time	Sector 1	Sector 2	Sector 3	Sector 4	T.Spd
6	2	6:38.832 B	4:10.200	40.374	37.456	1:10.802		5	1	2:37.939	32.583	39.528	35.591	50.237	147.7
7	2	4:39.273	2:40.474	38.200	33.755	46.844		6	1	3:16.547 B	37.032	43.813	44.209	1:11.493	130.1
8	2	2:28.071	30.992	37.411	33.286	46.382	149.3	7	1	7:33.833	5:21.728	40.468	40.054	51.583	
9	2	2:30.162	30.559	37.455	33.195	48.953	151.5	8	1	2:40.647	33.997	39.258	36.614	50.778	138.6
10	2	2:27.918	30.822	37.238	33.266	46.592	145.7	9	1	2:49.126	33.503	39.106	35.994	1:00.523	142.7
11	2	2:35.818 B	30.741	37.352	33.371	54.354	146.3	10	1	2:38.549	33.875	39.486	35.977	49.211	144.4
12	3	4:49.062	2:45.629	38.620	37.239	47.574		11	1	2:38.089	33.478	39.543	35.823	49.245	147.1
13	3	2:32.473	32.146	38.254	35.091	46.982	144.2	12	1	2:38.493	33.376	39.107	36.458	49.552	144.2
14	3	2:38.218	34.258	39.392	36.201	48.367	150.3	13	1	2:38.673	33.789	39.498	36.212	49.174	142.1
15	3	2:30.814	32.433	37.871	34.003	46.507	151.5	14	1	2:37.897	33.604	39.197	36.503	48.593	146.9
16	3	2:30.400	31.515	37.921	34.379	46.585	153.2	15	1	2:37.686	33.125	39.092	36.063	49.406	145.5
17	3	2:29.918	31.141	37.805	34.343	46.629	152.4	16	1	2:38.163	33.078	39.415	36.377	49.293	147.5
18	3	2:29.676	31.324	37.781	34.258	46.313	146.9	17	1	2:36.539	33.258	38.809	36.050	48.422	147.3
19	3	2:29.380	31.326	37.670	33.584	46.800	149.7	18	1	2:35.647	33.256	39.329	35.062	48.000	144.9
								19	1	2:37.598	33.309	39.019	36.299	48.971	141.8
								20	1	2:37.949	33.232	39.743	36.088	48.886	148.9

501

Ford RS 2000

H81-2000

1.Carlos Dias Pedro

2.Ricardo Pereira

1	1	24:57.584	41.677	1:17.829	...	42.393	
2	1	2:11.655	27.703	31.912	30.333	41.707	172.4
3	1	2:10.505	26.923	31.800	29.796	41.986	188.6
4	1	2:09.095	26.508	31.881	29.557	41.149	196.7
5	1	2:10.006	27.251	31.953	29.617	41.185	189.0
6	1	2:08.070	26.278	31.724	29.377	40.691	200.3
7	1	2:20.864 B	26.582	32.412	29.478	52.392	199.6
8	2	3:51.294	2:09.192	32.385	29.273	40.444	
9	2	2:07.026	26.262	31.676	28.363	40.725	198.1
10	2	2:05.428	26.140	31.432	28.227	39.629	198.8
11	2	2:06.235	25.955	31.402	28.567	40.311	202.1
12	2	2:05.801	25.799	31.235	28.746	40.021	203.2
13	2	2:12.395 B	26.036	31.963	28.445	45.951	202.5
14	2	3:29.487	1:46.547	31.888	29.680	41.372	
15	2	2:08.360	26.382	32.234	28.934	40.810	192.6
16	2	2:09.242	26.520	31.965	29.739	41.018	201.0

502

VW Golf GTI

H81-1600

1.Madalena Gaspar

2.Manuel Amarel

3.Vasco Ferreira

1	1	3:43.264 B	1:31.031	37.417	33.793	1:01.023	
2	1	3:09.958	1:20.581	35.391	31.575	42.411	
3	1	2:13.661	28.095	33.589	30.563	41.414	177.1
4	1	2:13.230	28.159	33.816	30.145	41.110	168.7
5	1	2:15.814	29.189	33.203	31.617	41.805	171.1
6	1	2:33.053 B	27.659	33.854	32.307	59.233	174.9
7	1	10:07.454	8:14.297	35.882	32.305	44.970	
8	1	2:15.925	28.289	33.712	30.426	43.498	171.1
9	1	2:27.714 B	28.070	33.908	30.389	55.347	173.8
10	2	5:16.717	3:29.669	34.285	31.186	41.577	
11	2	2:15.498	28.878	33.641	31.698	41.281	168.2
12	2	2:12.547	28.030	33.476	30.256	40.785	176.8
13	2	2:25.956 B	29.550	34.337	31.449	50.620	159.9
14	3	17:47.991	...	34.347	30.805	40.804	

503

Datsun 1200

PC

1.Guillermo Velasco

2.Manuel de la Torre

1	1	3:40.158	1:25.891	41.910	37.888	54.469	
2	1	2:46.660	34.946	42.097	36.875	52.742	143.1
3	1	2:41.085	34.784	39.851	35.865	50.585	139.6
4	1	2:39.437	34.732	39.375	35.456	49.874	131.1

504

Ford Escort RS 2000

H81-2000

1.Fernando Gaspar

2.Fernando Mayer Gaspar

1	1	4:38.501 B	2:34.182	38.489	32.664	53.166	
---	---	-------------------	----------	---------------	---------------	--------	--

506

Alfa Romeo Giulia

H71-1600

1.Joao Miguel Ribeiro

2.Miguel Ribeiro

1	1	3:26.459	1:19.327	38.312	38.144	50.676	
2	1	2:26.896	31.870	36.181	34.202	44.643	151.7
3	1	2:22.103	29.728	35.754	32.270	44.351	163.2
4	1	2:32.685 B	29.134	35.440	32.340	55.771	172.7
5	1	6:01.735	4:01.743	37.845	35.676	46.471	
6	1	2:42.157 B	30.896	39.063	34.094	58.104	143.8
7	1	5:19.397	3:25.292	37.127	32.614	44.364	
8	1	2:24.672	29.491	36.373	33.019	45.789	162.2
9	1	2:29.929	30.019	36.854	32.550	50.506	160.3
10	1	2:22.673	29.515	36.206	32.423	44.529	169.0
11	1	2:23.422	29.154	37.724	32.145	44.399	169.0
12	1	2:21.304	29.016	35.996	32.095	44.197	171.9
13	1	2:36.379 B	29.637	37.235	32.700	56.807	170.3
14	2	19:04.747	...	38.069	33.417	45.104	
15	2	2:20.807	28.875	35.516	32.757	43.659	172.7

508

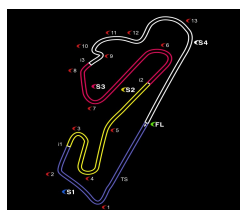
Ford Escort RS 2000

H81-2000

1.Paulo Vieira

2.Jorge Cruz

1	1	2:34.500	44.975	35.423	31.966	42.136	
2	1	2:12.517	27.158	32.434	32.426	40.499	191.6
3	1	2:09.097	26.373	32.069	29.609	41.046	191.9
4	1	2:15.465	29.081	33.854	31.106	41.424	191.6
5	1	2:09.316	26.813	32.152	29.738	40.613	186.1
6	1	2:08.015	26.453	32.034	29.548	39.980	189.6
7	1	2:32.128 B	28.774	33.709	33.287	56.358	187.0
8	1	8:29.472	6:39.212	35.828	31.966	42.466	
9	1	2:10.492	26.954	32.592	30.173	40.773	190.3
10	1	2:09.316	26.752	32.101	29.824	40.639	189.6
11	1	2:09.804	26.896	32.419	29.801	40.688	191.6
12	1	2:09.092	26.368	32.252	30.288	40.184	189.6
13	1	2:12.200	26.982	32.974	30.076	42.168	189.3
14	1	2:12.525	27.668	33.015	30.546	41.296	184.8
15	1	2:11.577	27.291	32.963	30.137	41.186	185.8
16	1	2:21.912 B	27.581	32.899	30.598	50.834	171.1



2H GROUP1 + TROFÉU MINI

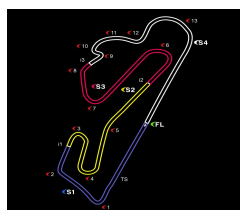
ESTORIL RACING FESTIVAL 22 a 24 Novembro 2019

TREINO CRONOMETRADO

Sector Analysis

Personal Best Session Best B Crossing the finish line in the pit lane

Lap	D	Time	Sector 1	Sector 2	Sector 3	Sector 4	T.Spd	Lap	D	Time	Sector 1	Sector 2	Sector 3	Sector 4	T.Spd
17	2	4:05.300	2:18.643	33.618	30.831	42.208		12	2	2:09.121	26.371	32.319	29.377	41.054	196.4
18	2	2:07.594	26.238	31.762	28.663	40.931	193.3	13	2	2:10.144	26.880	32.567	29.752	40.945	195.7
19	2	2:07.611	25.909	31.724	28.827	41.151	193.9	14	2	2:09.523	26.599	32.410	29.782	40.732	197.1
20	2	2:08.282	26.112	31.901	29.321	40.948	189.3	15	2	2:09.251	26.669	31.660	29.627	41.295	195.7
21	2	2:15.509	26.800	33.505	32.675	42.529	179.4	16	2	2:21.089B	27.096	32.129	29.429	52.435	185.8
510 1. Antonio Lopes 2. Joao Faria Datsun 1200 PC								17	2	3:52.444	2:03.982	34.889	32.736	40.837	
1	1	4:47.510	2:31.773	44.568	39.743	51.426		18	2	2:08.427	26.572	31.849	29.320	40.686	191.9
2	1	2:42.877	35.839	41.211	36.633	49.194	122.3	19	2	2:08.067	26.427	31.774	29.250	40.616	199.6
3	1	2:40.003	33.681	40.174	35.261	50.887	137.2	20	2	2:08.250	26.308	31.942	29.405	40.595	194.3
4	1	2:38.443	32.496	40.241	35.444	50.262	147.7	21	2	2:08.757	26.430	31.851	29.422	41.054	197.8
5	1	2:37.158	32.019	40.037	36.710	48.392	148.1	22	2	2:31.221	30.775	37.068	35.600	47.778	145.5
6	1	2:55.128B	33.016	41.003	36.890	1:04.219	145.9	516 1. Joao Diogo Lopes 2. Filipe Martins 3. Fernando Soares Ford Escort RS 2000 H81-2000							
7	1	8:26.782	6:22.116	39.677	35.169	49.820		1	1	2:23.515	38.105	33.492	30.697	41.221	
8	1	2:32.614	32.111	38.936	33.987	47.580	148.1	2	1	2:08.618	27.239	31.604	29.123	40.652	195.0
9	1	2:34.491	32.511	38.732	33.638	49.610	148.7	3	1	2:08.085	26.905	31.609	29.228	40.343	195.3
10	1	2:31.541	31.563	38.776	33.713	47.489	150.3	4	1	2:24.262B	26.228	32.051	30.857	55.126	199.2
11	1	2:32.074	31.623	39.502	33.917	47.032	147.3	5	2	8:59.717B	6:46.928	37.378	33.373	1:02.038	
12	1	2:33.289	33.788	38.570	33.490	47.441	147.5	6	2	6:21.260	4:37.559	33.189	29.445	41.067	
13	1	2:46.583B	31.586	38.678	33.772	1:02.547	147.3	7	2	2:06.745	26.290	31.508	28.843	40.104	195.0
14	2	4:39.854	2:37.557	39.420	34.559	48.318		8	2	2:07.089	26.158	31.503	29.273	40.155	198.1
15	2	2:34.952	32.212	39.977	35.002	47.761	149.9	9	2	2:06.977	26.124	31.412	28.789	40.652	198.8
16	2	2:33.908	32.538	39.142	34.349	47.879	148.5	10	2	2:26.246B	26.639	32.036	31.076	56.495	184.5
17	2	2:33.511	31.795	39.524	34.031	48.161	151.3	11	3	3:49.595	2:05.235	33.334	30.373	40.653	
18	2	2:34.153	32.224	39.710	34.264	47.955	148.3	12	3	2:09.495	27.023	32.063	29.781	40.628	186.1
19	2	2:44.554B	32.125	39.371	34.688	58.370	149.5	13	3	2:07.775	26.392	31.807	29.464	40.112	193.3
513 1. Nuno Nunes 2. Piero dal Maso Porsche 924 Turbo H81-Max								14	3	2:08.791	26.681	32.187	29.674	40.249	191.9
1	1	6:28.397	4:18.550	42.183	38.589	49.075		15	3	2:08.176	26.466	32.548	29.112	40.050	188.6
2	1	2:24.784	32.234	34.797	31.994	45.759	143.8	16	3	2:20.778B	27.624	34.281	31.772	47.101	182.1
3	1	2:18.163	27.923	34.212	31.590	44.438	196.0	17	1	3:52.341	2:09.745	32.375	29.325	40.896	
4	1	2:17.179	27.475	35.225	31.377	43.102	195.0	18	1	2:05.303	25.905	31.255	28.757	39.386	199.6
5	1	2:43.570B	29.576	36.443	34.973	1:02.578	196.4	19	1	2:05.306	25.824	31.224	28.883	39.375	199.2
6	1	8:30.731	6:33.772	36.012	34.021	46.926		20	1	2:05.813	26.098	31.277	28.936	39.502	197.4
7	1	2:21.680	29.458	34.738	32.139	45.345	165.2	21	1	2:12.808	26.950	33.507	32.381	39.970	195.7
8	1	2:18.009	29.130	34.322	31.610	42.947	166.4	22	1	2:54.204B	25.999	36.506	35.992	1:15.707	202.1
9	1	2:15.592	28.158	34.006	31.203	42.225	192.6	520 1. Francisco Freitas 2. Lourenco Magalhaes Datsun 1200 PC							
10	1	2:39.420B	29.636	36.254	34.280	59.250	170.0	1	1	3:21.192	1:03.700	45.934	40.263	51.295	
11	2	4:22.797	2:33.514	34.636	31.147	43.500		2	1	2:39.346	34.332	39.341	36.928	48.745	127.6
12	2	2:14.628	27.445	34.030	30.437	42.716	195.0	3	1	2:34.072	32.149	39.015	34.843	48.065	133.5
13	2	2:49.361B	27.823	34.568	38.356	1:08.614	193.3	4	1	2:31.212	31.200	38.987	34.516	46.509	148.1
514 1. Rodrigo Macedo 2. Antonio Gago Ford Escort RS 2000 H81-2000								5	1	2:30.339	31.240	38.730	33.639	46.730	150.3
1	1	2:52.480	54.181	38.047	34.765	45.487		6	1	2:39.163B	30.671	38.541	33.715	56.236	151.1
2	1	2:22.193	30.550	33.807	33.799	44.037	148.9	7	1	8:32.616	6:33.313	38.782	33.391	47.130	
3	1	2:35.585B	30.520	33.455	34.375	57.235	163.0	8	1	2:30.616	30.733	38.383	35.155	46.345	150.3
4	1	5:38.468	3:50.346	34.179	31.451	42.492		9	1	2:28.935	30.716	38.331	33.440	46.448	151.3
5	1	2:18.530	28.184	35.516	32.701	42.129	181.8	10	1	2:45.437	34.442	45.557	39.294	46.144	148.5
6	1	2:40.600B	29.290	32.741	31.070	1:07.499	175.1	11	1	2:29.113	30.946	38.420	33.337	46.410	150.5
7	1	6:13.659	4:26.330	32.906	31.303	43.120		12	1	2:28.960	30.867	38.310	33.330	46.453	149.1
8	1	2:12.786	27.630	32.884	30.521	41.751	176.5	13	1	2:30.231	32.063	38.228	33.490	46.450	149.1
9	1	2:10.562	27.057	32.665	29.916	40.924	186.4	14	1	2:37.316B	30.895	38.471	33.698	54.252	148.5
10	1	2:23.045B	28.386	32.456	29.802	52.401	187.3	15	2	3:46.083	1:49.013	37.986	32.823	46.261	
11	2	3:46.970	2:03.988	32.310	29.576	41.096		16	2	2:28.067	31.189	38.334	32.881	45.663	149.1
								17	2	2:27.341	30.661	38.080	32.764	45.836	149.7
								18	2	2:27.130	30.500	38.212	32.747	45.671	150.7



2H GROUP1 + TROFÉU MINI

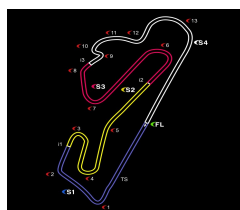
ESTORIL RACING FESTIVAL 22 a 24 Novembro 2019

TREINO CRONOMETRADO

Sector Analysis

■ Personal Best ■ Session Best B Crossing the finish line in the pit lane

Lap	D	Time	Sector 1	Sector 2	Sector 3	Sector 4	T.Spd	Lap	D	Time	Sector 1	Sector 2	Sector 3	Sector 4	T.Spd
19	2	2:26.387	30.419	37.825	32.622	45.521	152.2	8	1	7:41.117	5:49.257	36.168	32.012	43.680	
20	2	2:36.235 B	30.772	38.144	32.995	54.324	150.7	9	1	2:21.469	29.137	35.341	32.784	44.207	171.9
524 1.Rui Carvalho 2.Luis Monteiro								Porsche 924 H81-2000							
1	1	5:18.605	2:52.237	49.839	42.099	54.430		10	1	2:17.670	29.124	34.546	30.755	43.245	176.3
2	1	2:49.609	38.160	41.340	37.990	52.119	122.8	11	1	2:17.178	28.958	34.404	30.701	43.115	169.7
3	1	2:25.699	30.174	36.353	33.123	46.049	161.1	12	1	2:32.554 B	32.567	35.607	31.919	52.461	176.0
4	1	2:23.707	29.463	35.826	32.513	45.905	172.7	13	2	11:47.817	9:52.027	37.133	33.226	45.431	
5	1	2:41.725 B	29.306	36.379	33.309	1:02.731	175.4	14	2	2:22.565	30.479	35.015	32.492	44.579	173.8
6	1	9:02.814	7:02.002	38.906	35.095	46.811		15	2	2:19.915	29.344	34.923	31.480	44.168	175.4
7	1	2:33.497	32.781	37.656	35.994	47.066	141.8	16	2	2:19.059	29.865	34.692	31.121	43.381	174.6
8	1	2:32.487	32.884	37.361	36.501	45.741	149.3	17	2	2:19.011	29.452	35.084	31.172	43.303	174.3
9	1	2:28.312	31.752	37.135	33.940	45.485	148.3	18	2	2:17.895	28.988	34.436	31.144	43.327	177.4
10	1	2:30.312	32.076	36.955	34.421	46.860	140.3	19	2	2:19.361	29.299	34.737	31.742	43.583	174.9
11	1	2:27.867	31.734	36.989	34.634	44.510	151.1	540 1.Carlos Matos 2.Nuno Matos							
12	1	2:29.015	31.807	36.579	35.089	45.540	143.4	Volkswagen Golf GTi H81-1600							
13	1	2:45.555 B	33.052	38.364	35.487	58.652	142.7	1	1	3:23.020	1:15.983	39.171	38.081	49.785	
14	2	4:21.639	2:25.919	37.375	32.831	45.514		2	1	2:21.107	30.124	34.420	30.929	45.634	172.7
15	2	2:24.146	29.209	36.569	32.752	45.616	177.4	3	1	2:16.857	28.469	33.527	30.965	43.896	179.7
16	2	2:22.661	30.453	35.415	32.052	44.741	170.5	4	1	2:15.106	28.127	34.186	30.427	42.366	181.2
17	2	2:22.723	29.380	35.934	32.292	45.117	169.0	5	1	2:14.586	27.899	34.114	30.462	42.111	183.6
18	2	2:21.447	29.368	35.545	32.002	44.532	166.7	6	1	2:12.256	27.564	33.291	30.069	41.332	183.6
528 1.Hugo Nazario 2.Pedro Redol								7	1	2:33.824	28.137	33.810	40.216	51.661	186.1
Porsche 924 H81-2000								8	1	3:01.088 B	32.470	45.253	37.561	1:05.804	175.1
1	1	5:22.380	3:24.812	38.210	34.122	45.236		9	1	7:28.726	5:37.648	35.270	32.373	43.435	
2	1	2:23.858	30.759	35.572	32.536	44.991	142.7	10	1	2:17.261	29.380	33.844	30.955	43.082	165.7
3	1	2:22.496	29.363	35.568	32.379	45.186	166.9	11	1	2:14.251	27.602	33.296	30.168	43.185	183.9
4	1	2:19.745	28.911	35.138	31.907	43.789	167.7	12	1	2:14.066	28.221	33.412	30.229	42.204	169.5
5	1	2:21.514	29.086	36.288	32.331	43.809	159.2	13	1	2:13.333	27.794	33.485	30.038	42.016	184.8
6	1	2:40.453	29.432	35.221	36.425	59.375	164.7	14	1	2:29.085	31.732	40.371	34.713	42.269	169.0
7	1	3:02.575 B	37.532	39.328	37.876	1:07.839	128.1	15	1	2:13.855	27.767	33.568	30.286	42.234	183.0
8	1	6:42.779	4:44.801	38.408	35.003	44.567		16	1	2:52.971 B	31.718	42.511	36.696	1:02.046	150.7
9	1	2:17.941	28.611	34.666	31.415	43.249	178.3	545 1.Joao Paulo Antunes 2.Bernardo P. Abreu							
10	1	2:19.424	28.092	34.556	32.602	44.174	184.2	BMW 1600 ti H71-1600							
11	1	2:17.667	28.580	34.832	31.061	43.194	176.0	1	1	3:12.075	1:02.758	41.753	36.694	50.870	
12	1	2:29.096	31.759	38.720	35.051	43.566	143.3	2	1	2:32.899	32.114	36.632	35.766	48.387	160.8
13	1	2:17.703	28.187	34.597	31.049	43.870	179.1	3	1	2:28.253	31.311	35.936	35.042	45.964	158.5
14	1	2:30.688 B	28.491	35.212	31.277	55.708	168.2	4	1	2:23.908	30.304	35.567	32.728	45.309	157.8
15	2	3:54.950	1:53.545	41.449	36.131	43.825		5	1	2:24.536	31.802	35.109	33.017	44.608	140.9
16	2	2:18.757	27.969	34.836	31.307	44.645	171.3	6	1	2:23.830	29.828	36.004	33.658	44.340	153.4
17	2	2:17.175	28.001	34.785	30.992	43.397	180.0	7	1	2:51.272 B	30.817	38.111	36.605	1:05.739	169.0
18	2	2:17.552	28.317	34.861	30.768	43.606	181.2	8	1	7:03.319	4:53.724	39.081	40.524	49.990	
19	2	2:29.190	30.769	40.749	34.546	43.126	169.7	9	1	2:35.644	33.613	38.686	36.196	47.149	138.9
20	2	2:17.430	28.147	34.844	31.808	42.631	170.5	10	1	2:29.582	32.089	36.638	34.898	45.957	126.8
21	2	2:19.207	28.101	36.214	32.008	42.884	172.7	11	1	2:27.113	31.738	36.187	32.925	46.263	133.0
538 1.Rui Moura 2.Pedro Black								12	1	2:25.269	30.870	35.701	33.588	45.110	146.9
VW Golf GTI H-INV								13	1	2:38.663 B	31.697	35.532	33.243	58.191	140.2
1	1	3:15.190	1:13.608	38.453	36.605	46.524		14	2	5:16.447	3:21.698	36.580	33.431	44.738	
2	1	2:25.163	31.037	36.292	32.954	44.880	165.4	15	2	2:23.965	31.426	35.864	33.332	43.343	130.5
3	1	2:23.159	30.353	35.644	32.236	44.926	172.9	16	2	2:22.861	30.711	35.639	32.827	43.684	153.6
4	1	2:20.441	29.896	34.876	31.950	43.719	170.5	17	2	2:25.633	32.343	37.022	32.608	43.660	127.5
5	1	2:21.126	29.336	35.111	31.547	45.132	176.8	18	2	2:27.288	31.158	35.700	34.143	46.287	137.2
6	1	2:18.801	29.399	34.809	31.395	43.198	176.3	19	2	2:24.997	32.156	36.479	32.323	44.039	153.4
7	1	2:43.433 B	29.850	36.495	35.555	1:01.533	176.5	20	2	2:25.227	31.817	35.308	32.485	45.617	148.5
								21	2	2:23.026	30.130	35.672	33.615	43.609	148.9



2H GROUP1 + TROFÉU MINI

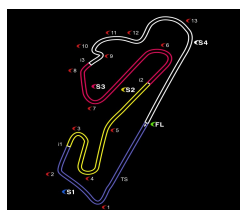
ESTORIL RACING FESTIVAL 22 a 24 Novembro 2019

TREINO CRONOMETRADO

Sector Analysis

Personal Best Session Best B Crossing the finish line in the pit lane

Lap D	Time	Sector 1	Sector 2	Sector 3	Sector 4	T.Spd	Lap D	Time	Sector 1	Sector 2	Sector 3	Sector 4	T.Spd
550 1.Jose Mota 2.Andre Stuerken Jaguar H81-Max							10	1	2:40.939	34.215	41.059	36.797	48.868
1	1	4:54.934	2:52.881	40.813	36.150	45.090	11	1	2:34.876	32.396	39.179	33.836	49.465
2	1	2:22.242	30.768	35.942	32.391	43.141	12	1	2:53.618 B	32.142	39.122	34.206	1:08.148 142.9
3	1	2:19.483	28.893	34.067	33.018	43.505	13	2	6:43.041	4:36.721	41.736	35.533	49.051
4	1	2:34.795	28.848	33.377	30.774	1:01.796	14	2	2:37.223	36.051	38.929	35.035	47.208
5	1	2:16.696	28.171	33.948	31.665	42.912	15	2	2:40.429	32.556	38.759	36.067	53.047 140.9
6	1	8:14.034 B	6:20.828	53.965		156.7	16	2	2:35.148	33.296	38.931	35.239	47.682 134.0
7	1	6:21.058	4:27.647	36.887	33.056	43.468	17	2	2:49.841 B	34.023	39.426	36.404	59.988 140.2
8	1	2:21.310	30.572	34.758	32.223	43.757	565 1.Luis Santa Barbara 2.Rosario Sottomayor Datsun 1200 PC						
9	1	2:19.321	28.904	34.890	32.054	43.473	1	1	3:24.420	1:10.087	42.603	39.683	52.047
10	1	2:18.385	28.821	34.179	32.103	43.282	2	1	2:37.611	33.259	39.213	35.553	49.586 139.6
11	1	2:19.008	29.054	34.804	32.303	42.847	3	1	2:35.942	32.551	39.164	35.166	49.061 139.3
12	1	3:04.816 B	32.209	43.229	44.604	1:04.774	4	1	2:33.815	32.270	38.923	34.541	48.081 144.0
13	2	6:44.387	4:51.079	36.166	32.897	44.245	5	1	2:34.367	31.925	39.231	34.693	48.518 146.5
14	2	2:20.648	29.097	35.028	33.376	43.147	6	1	2:50.633 B	32.861	39.598	38.160	1:00.014 138.9
15	2	2:19.997	29.147	34.210	32.534	44.106	7	1	9:58.821 B	7:31.818	43.328	38.221	1:05.454
16	2	2:17.835	28.367	34.436	32.279	42.753	8	1	3:33.055	1:25.127	39.697	35.097	53.134
17	2	2:17.120	28.396	34.343	31.528	42.853	9	1	2:54.656	34.535	38.980	34.623	1:06.518 126.9
18	2	2:18.423	28.937	35.059	31.956	42.471	10	1	2:45.276 B	33.413	40.434	34.889	56.540 133.7
561 1.Antonio Santos Mendonca 2.Luis Neto Datsun 1200 PC							11	2	6:37.838	4:36.019	39.601	34.118	48.100
1	1	3:21.775	1:11.351	40.310	39.426	50.688	12	2	2:32.353	31.586	38.883	33.989	47.895 144.4
2	1	2:38.566	34.804	38.362	36.515	48.885	13	2	2:31.527	31.562	38.452	33.728	47.785 144.4
3	1	2:30.750	31.214	38.516	33.833	47.187	14	2	2:31.287	31.499	38.671	33.759	47.358 145.3
4	1	2:36.490 B	31.220	39.098	33.950	52.222	15	2	2:31.665	31.621	38.567	33.854	47.623 146.5
5	1	3:08.519	1:07.943	38.863	34.029	47.684	16	2	2:32.161	32.603	38.414	33.677	47.467 144.2
6	1	2:30.341	31.219	38.295	33.784	47.043	17	2	2:46.572 B	31.862	38.653	35.847	1:00.210 144.9
7	1	2:40.781 B	31.422	38.530	33.542	57.287	566 1.Joao Posser 2.Francisco Guedes Datsun 1200 PC						
8	1	5:52.864	3:50.652	39.306	34.992	47.914	1	1	3:27.347	1:21.560	39.892	36.672	49.223
9	1	2:31.050	32.239	37.969	34.251	46.591	2	1	2:39.224	33.295	39.744	38.228	47.957 145.3
10	1	2:28.622	30.810	38.006	33.321	46.485	3	1	2:29.595	31.209	38.339	33.831	46.216 151.3
11	1	2:27.914	30.869	37.877	33.285	45.883	4	1	2:29.599	31.169	38.269	33.417	46.744 154.1
12	1	2:27.286	30.950	37.870	32.961	45.505	5	1	2:31.818	31.835	39.127	34.297	46.559 149.5
13	1	2:36.341 B	30.842	37.696	33.096	54.707	6	1	2:29.674	30.966	38.650	33.611	46.447 152.6
14	2	4:55.397	2:55.042	39.394	33.915	47.046	7	1	2:57.409 B	35.910	41.111	39.100	1:01.288 138.7
15	2	2:29.559	31.774	38.108	33.404	46.273	8	1	6:20.653	4:20.607	39.026	33.998	47.022
16	2	2:29.263	30.815	37.855	33.792	46.801	9	1	2:29.757	30.889	38.076	33.607	47.185 150.1
17	2	2:32.101	31.092	38.344	33.374	49.291	10	1	2:29.069	30.915	38.607	33.177	46.370 149.5
18	2	2:34.370	30.564	42.311	34.954	46.541	11	1	2:31.048	31.366	38.274	33.343	48.065 149.9
19	2	2:33.952	31.409	38.330	34.743	49.470	12	1	2:29.282	30.822	38.320	33.480	46.660 149.7
20	2	2:53.621	38.007	43.345	39.994	52.275	13	1	2:28.216	30.794	38.278	33.167	45.977 149.9
21	2	2:28.917	31.032	38.034	33.255	46.596	14	1	2:28.632	30.867	38.399	33.197	46.169 148.3
564 1.Carlos Maciel 2.Carlos Aniceto 3.Carlos Lourenco Mini Cooper 1052							15	1	2:29.018	30.989	38.647	33.058	46.324 146.5
1	1	3:49.056	1:36.509		50.962		16	1	2:28.307	30.927	38.366	32.885	46.129 150.7
2	1	2:37.500	33.646	39.830	35.092	48.932	17	1	2:28.166	30.798	38.329	32.868	46.171 149.7
3	1	2:36.581	34.284	39.902	34.300	48.095	18	1	2:28.290	30.714	38.288	32.830	46.458 150.3
4	1	2:32.935	32.190		47.999		19	1	2:44.765 B	31.675	39.046	34.903	59.141 140.2
5	1	2:32.799	31.742		47.692	142.7	573 1.Andre Castro Pinheiro 2.Francisco Sande e Castro Jaguar XJS V12 H81-Max						
6	1	2:55.771 B	32.319	39.907	36.668	1:06.877	1	1	3:00.494	1:06.553	37.475	32.984	43.482
7	1	8:44.341	6:37.236	42.145	35.735	49.225	2	1	2:17.817	28.722	34.182	31.841	43.072 159.9
8	1	2:47.342	32.472	39.688	34.282	1:00.900	3	1	2:15.133	27.917	33.360	31.820	42.036 162.2
9	1	2:35.743	32.974	39.107	34.547	49.115	4	1	2:15.318	28.234	33.204	31.791	42.089 160.1



2H GROUP1 + TROFÉU MINI

ESTORIL RACING FESTIVAL 22 a 24 Novembro 2019

TREINO CRONOMETRADO

Sector Analysis

Personal Best Session Best B Crossing the finish line in the pit lane

Lap	D	Time	Sector 1	Sector 2	Sector 3	Sector 4	T.Spd	Lap	D	Time	Sector 1	Sector 2	Sector 3	Sector 4	T.Spd
5	1	2:12.991	27.143	33.004	31.025	41.819	175.7	14	1	2:32.068	32.100	38.508	34.227	47.233	149.5
6	1	2:13.257	27.943	32.831	31.127	41.356	169.2	15	1	2:37.085	32.851	40.099	35.773	48.362	152.4
7	1	2:35.333 B	27.382	32.756	31.046	1:04.149	167.2	16	1	2:41.372 B	33.360	38.431	34.171	55.410	147.3
8	1	8:15.598	6:28.407	33.246	32.640	41.305		17	2	3:58.168	1:59.331	38.560	33.579	46.698	
9	1	2:22.236	30.174	32.523	29.608	49.931	186.7	18	2	2:30.044	31.070	39.111	33.479	46.384	151.1
10	1	2:09.620	27.018	31.989	30.096	40.517	191.6	19	2	2:29.295	31.408	38.103	33.340	46.444	150.7
11	1	2:10.786	27.814	32.131	30.060	40.781	199.9	20	2	2:28.180	30.980	38.148	33.086	45.966	148.9
12	1	2:18.817	26.707	32.024	29.489	50.597	188.0								
13	1	2:09.154	27.004	31.933	30.248	39.969	170.5								
14	1	2:41.076 B	27.166	33.089	36.810	1:04.011	190.3								
15	2	7:58.018	6:10.066	34.862	31.091	41.999									
16	2	2:10.676	26.824	32.563	29.721	41.568	177.7								
17	2	2:09.231	26.882	32.447	29.443	40.459	183.9								
18	2	2:09.178	26.628	32.745	29.778	40.027	182.4								
19	2	2:09.768	26.546	32.500	30.030	40.692	184.2								
20	2	2:52.378 B	31.660	39.393	37.644	1:03.681	170.3								

579 1.Miguel Ferreira
2.Afonso Ferreira
Ford Escort RS 2000
H81-2000

1	1	2:39.702	45.467	36.695	33.238	44.302	
2	1	2:20.507	29.427	34.502	33.816	42.762	156.5
3	1	2:15.021	28.806	33.133	30.988	42.094	159.4
4	1	2:14.076	28.102	32.606	30.113	43.255	162.2
5	1	2:12.387	27.751	32.582	30.126	41.928	169.5
6	1	2:12.072	28.127	32.867	29.949	41.129	164.7
7	1	2:36.438 B	28.017	34.566	35.486	58.369	165.2
8	1	8:52.379	6:56.357	36.024	35.137	44.861	
9	1	2:21.235	31.290	34.090	32.619	43.236	139.6
10	1	2:22.504	31.311	33.842	32.769	44.582	144.0
11	1	2:19.008	30.957	34.133	31.110	42.808	156.7
12	1	2:19.405	29.773	33.502	32.428	43.702	156.9
13	1	2:17.203	29.370	33.373	32.044	42.416	160.8
14	1	2:16.061	29.180	32.952	31.137	42.792	158.3
15	1	2:15.884	29.421	33.380	31.404	41.679	150.7
16	1	2:16.190	28.932	33.093	32.167	41.998	161.1
17	1	2:14.693	28.401	32.864	31.588	41.840	168.2
18	1	2:17.775	28.382	33.033	31.020	45.340	168.7
19	1	2:15.781	28.882	32.782	30.737	43.380	163.0
20	1	2:26.019 B	28.922	33.894	31.972	51.231	170.3
21	2	3:57.017	2:12.539	32.960	30.308	41.210	
22	2	2:11.572	27.958	32.740	30.047	40.827	167.7

580 1.Pedro Reis
2.Paulo Costa
Datsun 1200
PC

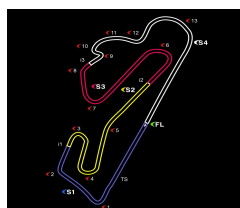
1	1	3:49.710	1:41.021	40.954	37.688	50.047	
2	1	2:40.594	32.989	41.578	37.235	48.792	149.9
3	1	2:37.398	32.368	39.268	35.797	49.965	150.7
4	1	2:32.002	31.937	38.691	33.980	47.394	152.2
5	1	2:30.995	32.204	38.304	33.402	47.085	152.4
6	1	2:37.188	31.190	38.534	33.768	53.696	153.4
7	1	2:41.876 B	31.836	38.906	34.179	56.955	143.8
8	1	7:37.099	5:27.227	41.054	37.055	51.763	
9	1	2:38.329	32.943	39.714	35.856	49.816	147.5
10	1	2:36.780	32.846	39.422	35.244	49.268	149.3
11	1	2:34.458	32.506	39.262	34.851	47.839	148.3
12	1	2:35.452	32.928	39.258	35.228	48.038	147.7
13	1	2:31.432	32.112	38.628	33.788	46.904	150.3

584 1.Tomas Pinto Abreu
2.Joaõ Rebelo Martins
Datsun 1200
PC

1	1	2:55.618	50.140	39.556	37.003	48.919	
2	1	2:31.678	32.016	38.577	33.898	47.187	147.3
3	1	2:31.600	31.796	38.579	33.888	47.337	146.3
4	1	2:31.136	31.673	38.191	33.905	47.367	148.1
5	1	2:29.805	31.356	38.314	33.448	46.687	149.3
6	1	2:41.409 B	30.921	38.913	34.068	57.507	150.9
7	1	4:28.946 B	2:06.548	40.603	37.034	1:04.761	
8	1	4:53.914	2:53.036	38.727	34.764	47.387	
9	1	2:30.209	32.029	38.811	33.096	46.273	148.7
10	1	2:29.269	30.605	38.628	33.164	46.872	149.5
11	1	2:28.468	30.802	38.548	32.863	46.255	150.3
12	1	2:38.200 B	31.446	39.822	33.013	53.919	150.9
13	2	3:24.376	1:25.835	38.646	33.350	46.545	
14	2	2:27.453	30.424	37.870	32.946	46.213	151.3
15	2	2:33.737 B	30.423	38.149	32.940	52.225	150.3
16	2	4:23.185	2:22.052	37.926	33.985	49.222	
17	2	2:36.760	31.999	38.365	35.868	50.528	149.5
18	2	2:29.052	30.434	38.726	33.175	46.717	150.3
19	2	2:28.678	31.093	38.002	33.324	46.259	145.9
20	2	2:28.604	31.067	38.274	33.136	46.127	150.9
21	2	2:31.425	31.952	37.475	33.438	48.560	147.7
22	2	3:09.691 B	32.127	40.629	37.802	1:19.133	149.9

588 1.Rafael Cerveira Pinto
2.Luis Pedro Liberal
Volkswagen Golf GTI
H81-1600

1	1	2:33.580	42.143	37.210	31.515	42.712	
2	1	2:21.827	29.474	34.734	34.508	43.111	180.3
3	1	2:18.960	30.354	35.606	31.365	41.635	148.3
4	1	2:16.839	27.958	33.901	31.294	43.686	183.3
5	1	2:14.269	27.786	33.896	30.341	42.246	180.9
6	1	2:13.612	27.924	33.787	30.388	41.513	178.0
7	1	2:16.225	27.829	33.807	32.523	42.066	185.1
8	1	2:51.599 B	28.819	41.124	39.584	1:02.072	181.8
9	1	5:38.056	3:47.387	35.530	31.925	43.214	
10	1	2:18.815	29.121	34.306	31.569	43.819	168.7
11	1	2:15.668	28.391	34.009	30.621	42.647	174.6
12	1	2:15.222	27.957	34.066	30.867	42.332	177.4
13	1	2:15.188	27.833	33.964	30.583	42.808	180.6
14	1	2:14.367	27.631	33.855	30.693	42.188	180.9
15	1	2:15.180	28.703	33.630	30.902	41.945	171.6
16	1	2:13.288	27.488	33.912	30.425	41.463	180.0
17	1	2:15.979	27.878	33.891	32.251	41.959	180.6
18	1	2:14.380	27.750	33.986	30.772	41.872	174.9
19	1	2:14.244	28.104	33.847	30.531	41.762	179.7
20	1	2:14.508	27.939	33.863	30.712	41.994	171.9
21	1	2:31.778 B	29.259	34.500	31.229	56.790	162.0
22	2	3:16.190	1:30.670	33.862	30.511	41.147	



2H GROUP1 + TROFÉU MINI

ESTORIL RACING FESTIVAL 22 a 24 Novembro 2019

TREINO CRONOMETRADO

Sector Analysis

Personal Best

Session Best

B Crossing the finish line in the pit lane

Lap	D	Time	Sector 1	Sector 2	Sector 3	Sector 4	T.Sp	Lap	D	Time	Sector 1	Sector 2	Sector 3	Sector 4	T.Sp
23	2	2:13.952	27.825	34.581	30.311	41.235	184.8	24	2	2:12.642	27.360	33.583	30.340	41.359	184.8

590

1. Pedro Mourato Gordo
2. Antonio Rodrigues

Datsun 1200
PC

1	1	3:24.074	1:06.923	44.106	40.868	52.177	
2	1	2:42.352	35.172	41.299	36.166	49.715	140.7
3	1	2:36.548	32.870	39.370	35.324	48.984	143.6
4	1	2:36.862	32.480	39.718	35.456	49.208	143.3
5	1	2:35.752	32.738	39.818	34.599	48.597	145.5
6	1	3:04.234 B	33.048	40.852	37.640	1:12.694	143.3
7	1	8:53.650 B	6:40.408	39.980	34.761	58.501	
8	1	4:12.232	2:07.931	39.508	35.086	49.707	
9	1	2:35.900	32.942	39.871	34.402	48.685	143.3
10	1	2:33.595	31.795	39.297	34.118	48.385	144.9
11	1	2:32.652	31.605	38.908	33.855	48.284	143.6
12	1	2:35.817	32.285	39.842	33.874	49.816	139.8
13	1	2:42.767 B	33.761	39.350	33.759	55.897	141.4
14	2	4:28.544	2:26.993	39.212	33.559	48.780	
15	2	2:32.649	31.826	39.026	33.477	48.320	142.0
16	2	2:32.762	32.082	39.008	33.568	48.104	142.1
17	2	2:33.653	32.064	38.958	33.718	48.913	141.8
18	2	2:35.834	32.077	39.896	35.718	48.143	143.4
19	2	2:53.015 B	31.794	39.157	37.675	1:04.389	141.8

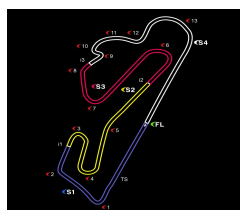
595

1. Antonio Fresco
2. Jose Fresco

3. Rui Salgado

Ford Capri MKIII V6
H81-Max

1	1	3:10.864	1:08.722	38.881	35.509	47.752	
2	1	2:19.782	29.106	34.693	32.118	43.865	174.0
3	1	2:18.275	29.518	33.751	31.686	43.320	184.5
4	1	2:16.907	28.068	33.975	31.744	43.120	189.9
5	1	2:16.611	28.201	33.200	31.974	43.236	184.2
6	1	2:18.029	28.599	33.827	31.873	43.730	176.8
7	1	2:45.655 B	29.460	34.518	39.943	1:01.734	183.0
8	1	7:34.313	5:40.771	35.199	33.649	44.694	
9	1	2:17.495	29.066	33.350	32.412	42.667	162.2
10	1	2:16.723	29.507	33.895	31.762	41.559	158.7
11	1	2:14.340	28.194	33.008	31.524	41.614	166.9
12	1	2:15.967	28.652	33.123	31.242	42.950	161.5
13	1	2:53.526 B	28.255	33.019	38.402	1:13.850	165.7



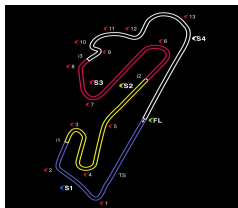
2H GROUP1 + TROFÉU MINI ESTORIL RACING FESTIVAL 22 a 24 Novembro 2019 TREINO CRONOMETRADO

Sector Analysis

■ Personal Best ■ Session Best B Crossing the finish line in the pit lane

Lap D	Time	Sector 1	Sector 2	Sector 3	Sector 4	T.Spd	Lap D	Time	Sector 1	Sector 2	Sector 3	Sector 4	T.Spd
3 1.Guilherme Affonso 2.Lourenço Veiga Mini Cooper TM							21 1.Nelson Rego 2.Alexandre Leal Mini Cooper TM						
1	1	6:08.195 B	3:58.753	41.835	33.638	53.969	1	1	2:47.925	46.815	39.129	34.626	47.355
2	1	3:23.823	1:25.834	37.449	33.870	46.670	2	1	2:32.167	31.249	38.450	35.786	46.682
3	1	2:26.430	30.356	37.495	32.912	45.667	3	1	2:30.060	31.233	37.749	34.259	46.819
4	1	2:25.726	29.711	37.314	32.728	45.973	4	1	2:28.188	30.550	37.814	33.353	46.471
5	1	2:42.631 B	30.026	37.012	34.498	1:01.095	5	1	2:29.279	30.296	37.596	33.186	48.201
6	1	9:13.418	7:10.211	39.606	36.347	47.254	6	1	2:27.903	30.250	37.390	33.869	46.394
7	1	2:33.214	30.844	38.216	36.779	47.375	7	1	2:41.630 B	32.330	39.307	34.128	55.865
8	1	2:30.367	30.972	38.187	34.184	47.024	8	1	7:39.492	5:40.050	38.055	34.439	46.948
9	1	2:29.943	31.268	37.905	33.900	46.870	9	1	2:28.541	31.264	37.699	33.520	46.058
10	1	2:28.776	30.592	37.819	33.932	46.433	10	1	2:28.310	30.837	37.807	33.121	46.545
11	1	2:29.048	30.714	37.892	33.855	46.587	11	1	2:28.506	30.673	37.903	33.176	46.754
12	1	3:00.736 B	33.503	41.151	37.392	1:08.690	12	1	2:27.867	30.717	37.590	32.975	46.585
6 1.Miguel Sales 2.Rui Salvada 3.Joao Cavaleiro e Silva Mini Cooper TM							62 1.Joao Neves 2.Paulo Santos Mini Cooper TM						
1	1	2:48.385	44.878	41.358	35.022	47.127	1	1	3:00.399	53.189	41.275	37.381	48.554
2	1	2:33.050	31.466	39.219	35.786	46.579	2	1	2:33.397	32.470	38.358	34.260	48.309
3	1	2:32.172	33.761	37.381	34.368	46.662	3	1	2:33.418	30.793	37.814	34.336	50.475
4	1	2:29.148	30.932	37.238	33.973	47.005	4	1	2:29.105	30.781	38.496	33.206	46.622
5	1	2:46.368 B	32.351	37.620	36.454	59.943	5	1	2:28.498	30.616	37.584	33.519	46.779
6	2	4:22.433	2:13.851	39.598	35.407	53.577	6	1	2:28.021	30.447	37.694	33.105	46.775
7	2	3:03.592 B	38.004	39.658	36.923	1:09.007	7	1	2:53.509 B	31.797	37.815	35.322	1:08.575
8	2	4:39.785	2:38.027	37.941	34.797	49.020	8	1	9:36.324	7:33.989	38.662	35.598	48.075
9	2	2:28.715	30.856	37.436	33.972	46.451	9	1	2:32.157	32.180	38.449	34.698	46.830
10	2	2:30.326	32.086	37.792	34.167	46.281	10	1	2:28.724	31.272	37.890	33.368	46.194
11	2	2:26.932	30.369	37.296	33.303	45.964	11	1	2:28.847	30.828	37.959	33.151	46.909
12	2	2:29.287	30.308	37.486	33.598	47.895	12	1	2:29.489	30.882	37.696	33.600	47.311
13	2	2:33.699 B	30.075	37.834	33.640	52.150	13	1	2:28.502	31.164	37.782	33.287	46.269
14	3	4:35.075	2:33.697	39.042	34.765	47.571	14	1	2:30.156	31.359	38.100	34.177	46.520
15	3	2:29.524	32.315	37.641	33.436	46.132	15	1	2:29.868	31.260	37.980	33.392	47.236
16	3	2:26.990	30.629	37.436	32.973	45.952	16	1	2:28.563	30.913	37.843	33.621	46.186
17	3	2:26.029	30.709	37.200	32.845	45.275	17	1	2:31.300	31.852	38.945	33.517	46.986
18	3	2:25.349	30.328	37.013	32.680	45.328	18	1	2:31.088	31.034	37.721	35.286	47.047
19	3	2:25.223	29.944	37.149	32.707	45.423	19	1	2:28.555	31.022	37.820	33.544	46.169
20	3	2:28.655	29.987	37.856	34.128	46.684	20	1	2:28.999	31.077	37.718	33.456	46.748
21	3	2:25.790	30.015	37.883	32.525	45.367	21	1	2:28.996	30.883	37.602	33.306	47.205
16 1.Guilherme dal-Maso 2.Jose Carvalhosa Mini Cooper TM							96 1.Francisco Borreguero 2.Manuel Ferrao 3.Tiago Marques Mini Cooper TM						
1	1	4:30.912	2:27.434	40.714	35.275	47.489	1	1	3:20.483	1:01.596	47.342	39.632	51.913
2	1	2:31.730	31.390	38.081	34.097	48.162	2	1	2:39.759	34.210	39.353	37.136	49.060
3	1	2:29.302	30.927	37.703	33.874	46.798	3	1	2:34.988	32.124	38.806	35.137	48.921
4	1	2:27.311	30.233	37.541	33.417	46.120	4	1	2:35.907	33.891	38.700	35.347	47.969
5	1	2:28.283	30.368	37.952	33.659	46.304	5	1	2:41.873 B	32.147	38.557	35.310	55.859
6	1	2:42.793 B	30.908	37.535	34.325	1:00.025							
7	1	9:03.648	7:01.854	39.710	34.675	47.409							
8	1	2:30.188	31.654	37.838	33.840	46.856							
9	1	2:28.708	30.393	38.354	33.731	46.230							
10	1	2:29.783	30.306	37.941	34.611	46.925							
11	1	2:30.116	32.425	38.324	33.318	46.049							
12	1	2:47.218 B	33.999	39.190	34.653	59.376							
13	2	4:43.768	2:46.183	37.985	33.369	46.231							
14	2	2:28.447	30.634	37.727	33.534	46.552							
15	2	2:27.629	30.417	37.603	33.484	46.125							





2H GROUP1 + TROFEU MINI

ESTORIL RACING FESTIVAL 22 a 24 Novembro 2019

TREINO CRONOMETRADO

Sector Analysis

■ Personal Best

Session Best

B Crossing the finish line in the pit lane

Lap	D	Time	Sector 1	Sector 2	Sector 3	Sector 4	T.Spd	Lap	D	Time	Sector 1	Sector 2	Sector 3	Sector 4	T.Spd
6	2	6:38.832	B 4:10.200	40.374	37.456	1:10.802		5	1	2:37.939	32.583	39.528	35.591	50.237	147.7
7	2	4:39.273	2:40.474	38.200	33.755	46.844		6	1	3:16.547	B 37.032	43.813	44.209	1:11.493	130.1
8	2	2:28.071	30.992	37.411	33.286	46.382	149.3	7	1	7:33.833	5:21.728	40.468	40.054	51.583	
9	2	2:30.162	30.559	37.455	33.195	48.953	151.5	8	1	2:40.647	33.997	39.258	36.614	50.778	138.6
10	2	2:27.918	30.822	37.238	33.266	46.592	145.7	9	1	2:49.126	33.503	39.106	35.994	1:00.523	142.7
11	2	2:35.818	B 30.741	37.352	33.371	54.354	146.3	10	1	2:38.549	33.875	39.486	35.977	49.211	144.4
12	3	4:49.062	2:45.629	38.620	37.239	47.574		11	1	2:38.089	33.478	39.543	35.823	49.245	147.1
13	3	2:32.473	32.146	38.254	35.091	46.982	144.2	12	1	2:38.493	33.376	39.107	36.458	49.552	144.2
14	3	2:38.218	34.258	39.392	36.201	48.367	150.3	13	1	2:38.673	33.789	39.498	36.212	49.174	142.1
15	3	2:30.814	32.433	37.871	34.003	46.507	151.5	14	1	2:37.897	33.604	39.197	36.503	48.593	146.9
16	3	2:30.400	31.515	37.921	34.379	46.585	153.2	15	1	2:37.686	33.125	39.092	36.063	49.406	145.5
17	3	2:29.918	31.141	37.805	34.343	46.629	152.4	16	1	2:38.163	33.078	39.415	36.377	49.293	147.5
18	3	2:29.676	31.324	37.781	34.258	46.313	146.9	17	1	2:36.539	33.258	38.809	36.050	48.422	147.3
19	3	2:29.380	31.326	37.670	33.584	46.800	149.7	18	1	2:35.647	33.256	39.329	35.062	48.000	144.9
Ford RS 2000								19	1	2:37.598	33.309	39.019	36.299	48.971	141.8
HR1-2000								20	1	2:37.949	33.232	39.743	36.088	48.886	148.9

501

- 1.Carlos Dias Pedro
- 2.Ricardo Pereira

Ford RS 2000
H81-2000

1	1	24:57.584	41.677	1:17.829	...	42.393	
2	1	2:11.655	27.703	31.912	30.333	41.707	172.4
3	1	2:10.505	26.923	31.800	29.796	41.986	188.6
4	1	2:09.095	26.508	31.881	29.557	41.149	196.7
5	1	2:10.006	27.251	31.953	29.617	41.185	189.0
6	1	2:08.070	26.278	31.724	29.377	40.691	200.3
7	1	2:20.864 B	26.582	32.412	29.478	52.392	199.6
8	2	3:51.294	2:09.192	32.385	29.273	40.444	
9	2	2:07.026	26.262	31.676	28.363	40.725	198.1
10	2	2:05.428	26.140	31.432	28.227	39.629	198.8
11	2	2:06.235	25.955	31.402	28.567	40.311	202.1
12	2	2:05.801	25.799	31.235	28.746	40.021	203.2
13	2	2:12.395 B	26.036	31.963	28.445	45.951	202.5
14	2	3:29.487	1:46.547	31.888	29.680	41.372	
15	2	2:08.360	26.382	32.234	28.934	40.810	192.6
16	2	2:09.242	26.520	31.965	29.739	41.018	201.0

502

1.Madalena Gaspar
2.Manuel Amaral

3.Vasco Ferreira

VW Golf GTI
H81-1600

1	1	3:43.264	B	1:31.031	37.417	33.793	1:01.023	
2	1	3:09.958		1:20.581	35.391	31.575	42.411	
3	1	2:13.661		28.095	33.589	30.563	41.414	177.1
4	1	2:13.230		28.159	33.816	30.145	41.110	168.7
5	1	2:15.814		29.189	33.203	31.617	41.805	171.1
6	1	2:33.053	B	27.659	33.854	32.307	59.233	174.9
7	1	10:07.454		8:14.297	35.882	32.305	44.970	
8	1	2:15.925		28.289	33.712	30.426	43.498	171.1
9	1	2:27.714	B	28.070	33.908	30.389	55.347	173.8
10	2	5:16.717		3:29.669	34.285	31.186	41.577	
11	2	2:15.498		28.878	33.641	31.698	41.281	168.2
12	2	2:12.547		28.030	33.476	30.256	40.785	176.8
13	2	2:25.956	B	29.550	34.337	31.449	50.620	159.9
14	3	17:47.991		...	34.347	30.805	40.804	

503

1. Guillermo Velasco
2. Manuel de la Torre

Datsun 1200

PC

1	1	3:40.158	1:25.891	41.910	37.888	54.469	
2	1	2:46.660	34.946	42.097	36.875	52.742	143.1
3	1	2:41.085	34.784	39.851	35.865	50.585	139.6
4	1	2:39.437	34.732	39.375	35.456	49.874	131.1

504

- 1.Fernando Gaspar
- 2.Fernando Mayer Gaspar

Ford Escort RS 2000
H81-2000

1	1	4:38.501 B	2:34.182	38.489	32.664	53.166
---	---	-------------------	----------	--------	--------	--------

506

1. Joao Miguel Ribeiro
2. Miquel Ribeiro

Alfa Romeo Giulia
H71-1600

1	1	3:26.459	1:19.327	38.312	38.144	50.676	
2	1	2:26.896	31.870	36.181	34.202	44.643	151.7
3	1	2:22.103	29.728	35.754	32.270	44.351	163.2
4	1	2:32.685 B	29.134	35.440	32.340	55.771	172.7
5	1	6:01.735	4:01.743	37.845	35.676	46.471	
6	1	2:42.157 B	30.896	39.063	34.094	58.104	143.8
7	1	5:19.397	3:25.292	37.127	32.614	44.364	
8	1	2:24.672	29.491	36.373	33.019	45.789	162.2
9	1	2:29.929	30.019	36.854	32.550	50.506	160.3
10	1	2:22.673	29.515	36.206	32.423	44.529	169.0
11	1	2:23.422	29.154	37.724	32.145	44.399	169.0
12	1	2:21.304	29.016	35.996	32.095	44.197	171.9
13	1	2:36.379 B	29.637	37.235	32.700	56.807	170.3
14	2	19:04.747	...	38.069	33.417	45.104	
15	2	2:20.807	28.875	35.516	32.757	43.659	172.7

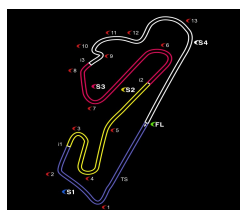
508

1. Paulo Vieira
2. Jorge Cruz

Ford Escort RS 2000
H81-2000

1	1	2:34.500	44.975	35.423	31.966	42.136	
2	1	2:12.517	27.158	32.434	32.426	40.499	191.6
3	1	2:09.097	26.373	32.069	29.609	41.046	191.9
4	1	2:15.465	29.081	33.854	31.106	41.424	191.6
5	1	2:09.316	26.813	32.152	29.738	40.613	186.1
6	1	2:08.015	26.453	32.034	29.548	39.980	189.6
7	1	2:32.128B	28.774	33.709	33.287	56.358	187.0
8	1	8:29.472	6:39.212	35.828	31.966	42.466	
9	1	2:10.492	26.954	32.592	30.173	40.773	190.3
10	1	2:09.316	26.752	32.101	29.824	40.639	189.6
11	1	2:09.804	26.896	32.419	29.801	40.688	191.6
12	1	2:09.092	26.368	32.252	30.288	40.184	189.6
13	1	2:12.200	26.982	32.974	30.076	42.168	189.3
14	1	2:12.525	27.668	33.015	30.546	41.296	184.8
15	1	2:11.577	27.291	32.963	30.137	41.186	185.8
16	1	2:21.912B	27.581	32.899	30.598	50.834	171.1





2H GROUP1 + TROFÉU MINI

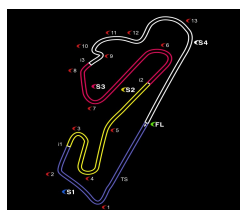
ESTORIL RACING FESTIVAL 22 a 24 Novembro 2019

TREINO CRONOMETRADO

Sector Analysis

Personal Best Session Best B Crossing the finish line in the pit lane

Lap	D	Time	Sector 1	Sector 2	Sector 3	Sector 4	T.Spd	Lap	D	Time	Sector 1	Sector 2	Sector 3	Sector 4	T.Spd
17	2	4:05.300	2:18.643	33.618	30.831	42.208		12	2	2:09.121	26.371	32.319	29.377	41.054	196.4
18	2	2:07.594	26.238	31.762	28.663	40.931	193.3	13	2	2:10.144	26.880	32.567	29.752	40.945	195.7
19	2	2:07.611	25.909	31.724	28.827	41.151	193.9	14	2	2:09.523	26.599	32.410	29.782	40.732	197.1
20	2	2:08.282	26.112	31.901	29.321	40.948	189.3	15	2	2:09.251	26.669	31.660	29.627	41.295	195.7
21	2	2:15.509	26.800	33.505	32.675	42.529	179.4	16	2	2:21.089B	27.096	32.129	29.429	52.435	185.8
510 Datsun 1200 PC								17	2	3:52.444	2:03.982	34.889	32.736	40.837	
1	Antonio Lopes							18	2	2:08.427	26.572	31.849	29.320	40.686	191.9
2	Joao Faria							19	2	2:08.067	26.427	31.774	29.250	40.616	199.6
1	1	4:47.510	2:31.773	44.568	39.743	51.426		20	2	2:08.250	26.308	31.942	29.405	40.595	194.3
2	1	2:42.877	35.839	41.211	36.633	49.194	122.3	21	2	2:08.757	26.430	31.851	29.422	41.054	197.8
3	1	2:40.003	33.681	40.174	35.261	50.887	137.2	22	2	2:31.221	30.775	37.068	35.600	47.778	145.5
4	1	2:38.443	32.496	40.241	35.444	50.262	147.7	516 Ford Escort RS 2000 H81-2000							
5	1	2:37.158	32.019	40.037	36.710	48.392	148.1	1	Joao Diogo Lopes						
6	1	2:55.128B	33.016	41.003	36.890	1:04.219	145.9	2	Filipe Martins						
7	1	8:26.782	6:22.116	39.677	35.169	49.820		1	1	2:23.515	38.105	33.492	30.697	41.221	
8	1	2:32.614	32.111	38.936	33.987	47.580	148.1	2	1	2:08.618	27.239	31.604	29.123	40.652	195.0
9	1	2:34.491	32.511	38.732	33.638	49.610	148.7	3	1	2:08.085	26.905	31.609	29.228	40.343	195.3
10	1	2:31.541	31.563	38.776	33.713	47.489	150.3	4	1	2:24.262B	26.228	32.051	30.857	55.126	199.2
11	1	2:32.074	31.623	39.502	33.917	47.032	147.3	5	2	8:59.717B	6:46.928	37.378	33.373	1:02.038	
12	1	2:33.289	33.788	38.570	33.490	47.441	147.5	6	2	6:21.260	4:37.559	33.189	29.445	41.067	
13	1	2:46.583B	31.586	38.678	33.772	1:02.547	147.3	7	2	2:06.745	26.290	31.508	28.843	40.104	195.0
14	2	4:39.854	2:37.557	39.420	34.559	48.318		8	2	2:07.089	26.158	31.503	29.273	40.155	198.1
15	2	2:34.952	32.212	39.977	35.002	47.761	149.9	9	2	2:06.977	26.124	31.412	28.789	40.652	198.8
16	2	2:33.908	32.538	39.142	34.349	47.879	148.5	10	2	2:26.246B	26.639	32.036	31.076	56.495	184.5
17	2	2:33.511	31.795	39.524	34.031	48.161	151.3	11	3	3:49.595	2:05.235	33.334	30.373	40.653	
18	2	2:34.153	32.224	39.710	34.264	47.955	148.3	12	3	2:09.495	27.023	32.063	29.781	40.628	186.1
19	2	2:44.554B	32.125	39.371	34.688	58.370	149.5	13	3	2:07.775	26.392	31.807	29.464	40.112	193.3
513 Porsche 924 Turbo H81-Max								14	3	2:08.791	26.681	32.187	29.674	40.249	191.9
1	Nuno Nunes							15	3	2:08.176	26.466	32.548	29.112	40.050	188.6
2	Piero dal Maso							16	3	2:20.778B	27.624	34.281	31.772	47.101	182.1
1	1	6:28.397	4:18.550	42.183	38.589	49.075		17	1	3:52.341	2:09.745	32.375	29.325	40.896	
2	1	2:24.784	32.234	34.797	31.994	45.759	143.8	18	1	2:05.303	25.905	31.255	28.757	39.386	199.6
3	1	2:18.163	27.923	34.212	31.590	44.438	196.0	19	1	2:05.306	25.824	31.224	28.883	39.375	199.2
4	1	2:17.179	27.475	35.225	31.377	43.102	195.0	20	1	2:05.813	26.098	31.277	28.936	39.502	197.4
5	1	2:43.570B	29.576	36.443	34.973	1:02.578	196.4	21	1	2:12.808	26.950	33.507	32.381	39.970	195.7
6	1	8:30.731	6:33.772	36.012	34.021	46.926		22	1	2:54.204B	25.999	36.506	35.992	1:15.707	202.1
7	1	2:21.680	29.458	34.738	32.139	45.345	165.2	520 Datsun 1200 PC							
8	1	2:18.009	29.130	34.322	31.610	42.947	166.4	1	Francisco Freitas						
9	1	2:15.592	28.158	34.006	31.203	42.225	192.6	2	Lourenco Magalhaes						
10	1	2:39.420B	29.636	36.254	34.280	59.250	170.0	1	1	3:21.192	1:03.700	45.934	40.263	51.295	
11	2	4:22.797	2:33.514	34.636	31.147	43.500		2	1	2:39.346	34.332	39.341	36.928	48.745	127.6
12	2	2:14.628	27.445	34.030	30.437	42.716	195.0	3	1	2:34.072	32.149	39.015	34.843	48.065	133.5
13	2	2:49.361B	27.823	34.568	38.356	1:08.614	193.3	4	1	2:31.212	31.200	38.987	34.516	46.509	148.1
514 Ford Escort RS 2000 H81-2000								5	1	2:30.339	31.240	38.730	33.639	46.730	150.3
1	Rodrigo Macedo							6	1	2:39.163B	30.671	38.541	33.715	56.236	151.1
2	Antonio Gago							7	1	8:32.616	6:33.313	38.782	33.391	47.130	
1	1	2:52.480	54.181	38.047	34.765	45.487		8	1	2:30.616	30.733	38.383	35.155	46.345	150.3
2	1	2:22.193	30.550	33.807	33.799	44.037	148.9	9	1	2:28.935	30.716	38.331	33.440	46.448	151.3
3	1	2:35.585B	30.520	33.455	34.375	57.235	163.0	10	1	2:45.437	34.442	45.557	39.294	46.144	148.5
4	1	5:38.468	3:50.346	34.179	31.451	42.492		11	1	2:29.113	30.946	38.420	33.337	46.410	150.5
5	1	2:18.530	28.184	35.516	32.701	42.129	181.8	12	1	2:28.960	30.867	38.310	33.330	46.453	149.1
6	1	2:40.600B	29.290	32.741	31.070	1:07.499	175.1	13	1	2:30.231	32.063	38.228	33.490	46.450	149.1
7	1	6:13.659	4:26.330	32.906	31.303	43.120		14	1	2:37.316B	30.895	38.471	33.698	54.252	148.5
8	1	2:12.786	27.630	32.884	30.521	41.751	176.5	15	2	3:46.083	1:49.013	37.986	32.823	46.261	
9	1	2:10.562	27.057	32.665	29.916	40.924	186.4	16	2	2:28.067	31.189	38.334	32.881	45.663	149.1
10	1	2:23.045B	28.386	32.456	29.802	52.401	187.3	17	2	2:27.341	30.661	38.080	32.764	45.836	149.7
11	2	3:46.970	2:03.988	32.310	29.576	41.096		18	2	2:27.130	30.500	38.212	32.747	45.671	150.7



2H GROUP1 + TROFÉU MINI

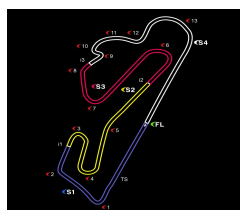
ESTORIL RACING FESTIVAL 22 a 24 Novembro 2019

TREINO CRONOMETRADO

Sector Analysis

Personal Best Session Best B Crossing the finish line in the pit lane

Lap	D	Time	Sector 1	Sector 2	Sector 3	Sector 4	T.Sp	Lap	D	Time	Sector 1	Sector 2	Sector 3	Sector 4	T.Sp
19	2	2:26.387	30.419	37.825	32.622	45.521	152.2	8	1	7:41.117	5:49.257	36.168	32.012	43.680	
20	2	2:36.235 B	30.772	38.144	32.995	54.324	150.7	9	1	2:21.469	29.137	35.341	32.784	44.207	171.9
524 1.Rui Carvalho 2.Luis Monteiro								Porsche 924 H81-2000							
1	1	5:18.605	2:52.237	49.839	42.099	54.430		10	1	2:17.670	29.124	34.546	30.755	43.245	176.3
2	1	2:49.609	38.160	41.340	37.990	52.119	122.8	11	1	2:17.178	28.958	34.404	30.701	43.115	169.7
3	1	2:25.699	30.174	36.353	33.123	46.049	161.1	12	1	2:32.554 B	32.567	35.607	31.919	52.461	176.0
4	1	2:23.707	29.463	35.826	32.513	45.905	172.7	13	2	11:47.817	9:52.027	37.133	33.226	45.431	
5	1	2:41.725 B	29.306	36.379	33.309	1:02.731	175.4	14	2	2:22.565	30.479	35.015	32.492	44.579	173.8
6	1	9:02.814	7:02.002	38.906	35.095	46.811		15	2	2:19.915	29.344	34.923	31.480	44.168	175.4
7	1	2:33.497	32.781	37.656	35.994	47.066	141.8	16	2	2:19.059	29.865	34.692	31.121	43.381	174.6
8	1	2:32.487	32.884	37.361	36.501	45.741	149.3	17	2	2:19.011	29.452	35.084	31.172	43.303	174.3
9	1	2:28.312	31.752	37.135	33.940	45.485	148.3	18	2	2:17.895	28.988	34.436	31.144	43.327	177.4
10	1	2:30.312	32.076	36.955	34.421	46.860	140.3	19	2	2:19.361	29.299	34.737	31.742	43.583	174.9
11	1	2:27.867	31.734	36.989	34.634	44.510	151.1	540 1.Carlos Matos 2.Nuno Matos							
12	1	2:29.015	31.807	36.579	35.089	45.540	143.4	Volkswagen Golf GTi H81-1600							
13	1	2:45.555 B	33.052	38.364	35.487	58.652	142.7	1	1	3:23.020	1:15.983	39.171	38.081	49.785	
14	2	4:21.639	2:25.919	37.375	32.831	45.514		2	1	2:21.107	30.124	34.420	30.929	45.634	172.7
15	2	2:24.146	29.209	36.569	32.752	45.616	177.4	3	1	2:16.857	28.469	33.527	30.965	43.896	179.7
16	2	2:22.661	30.453	35.415	32.052	44.741	170.5	4	1	2:15.106	28.127	34.186	30.427	42.366	181.2
17	2	2:22.723	29.380	35.934	32.292	45.117	169.0	5	1	2:14.586	27.899	34.114	30.462	42.111	183.6
18	2	2:21.447	29.368	35.545	32.002	44.532	166.7	6	1	2:12.256	27.564	33.291	30.069	41.332	183.6
528 1.Hugo Nazario 2.Pedro Redol								7	1	2:33.824	28.137	33.810	40.216	51.661	186.1
Porsche 924 H81-2000								8	1	3:01.088 B	32.470	45.253	37.561	1:05.804	175.1
1	1	5:22.380	3:24.812	38.210	34.122	45.236		9	1	7:28.726	5:37.648	35.270	32.373	43.435	
2	1	2:23.858	30.759	35.572	32.536	44.991	142.7	10	1	2:17.261	29.380	33.844	30.955	43.082	165.7
3	1	2:22.496	29.363	35.568	32.379	45.186	166.9	11	1	2:14.251	27.602	33.296	30.168	43.185	183.9
4	1	2:19.745	28.911	35.138	31.907	43.789	167.7	12	1	2:14.066	28.221	33.412	30.229	42.204	169.5
5	1	2:21.514	29.086	36.288	32.331	43.809	159.2	13	1	2:13.333	27.794	33.485	30.038	42.016	184.8
6	1	2:40.453	29.432	35.221	36.425	59.375	164.7	14	1	2:29.085	31.732	40.371	34.713	42.269	169.0
7	1	3:02.575 B	37.532	39.328	37.876	1:07.839	128.1	15	1	2:13.855	27.767	33.568	30.286	42.234	183.0
8	1	6:42.779	4:44.801	38.408	35.003	44.567		16	1	2:52.971 B	31.718	42.511	36.696	1:02.046	150.7
9	1	2:17.941	28.611	34.666	31.415	43.249	178.3	545 1.Joao Paulo Antunes 2.Bernardo P. Abreu							
10	1	2:19.424	28.092	34.556	32.602	44.174	184.2	BMW 1600 ti H71-1600							
11	1	2:17.667	28.580	34.832	31.061	43.194	176.0	1	1	3:12.075	1:02.758	41.753	36.694	50.870	
12	1	2:29.096	31.759	38.720	35.051	43.566	143.3	2	1	2:32.899	32.114	36.632	35.766	48.387	160.8
13	1	2:17.703	28.187	34.597	31.049	43.870	179.1	3	1	2:28.253	31.311	35.936	35.042	45.964	158.5
14	1	2:30.688 B	28.491	35.212	31.277	55.708	168.2	4	1	2:23.908	30.304	35.567	32.728	45.309	157.8
15	2	3:54.950	1:53.545	41.449	36.131	43.825		5	1	2:24.536	31.802	35.109	33.017	44.608	140.9
16	2	2:18.757	27.969	34.836	31.307	44.645	171.3	6	1	2:23.830	29.828	36.004	33.658	44.340	153.4
17	2	2:17.175	28.001	34.785	30.992	43.397	180.0	7	1	2:51.272 B	30.817	38.111	36.605	1:05.739	169.0
18	2	2:17.552	28.317	34.861	30.768	43.606	181.2	8	1	7:03.319	4:53.724	39.081	40.524	49.990	
19	2	2:29.190	30.769	40.749	34.546	43.126	169.7	9	1	2:35.644	33.613	38.686	36.196	47.149	138.9
20	2	2:17.430	28.147	34.844	31.808	42.631	170.5	10	1	2:29.582	32.089	36.638	34.898	45.957	126.8
21	2	2:19.207	28.101	36.214	32.008	42.884	172.7	11	1	2:27.113	31.738	36.187	32.925	46.263	133.0
538 1.Rui Moura 2.Pedro Black								12	1	2:25.269	30.870	35.701	33.588	45.110	146.9
VW Golf GTI H-INV								13	1	2:38.663 B	31.697	35.532	33.243	58.191	140.2
1	1	3:15.190	1:13.608	38.453	36.605	46.524		14	2	5:16.447	3:21.698	36.580	33.431	44.738	
2	1	2:25.163	31.037	36.292	32.954	44.880	165.4	15	2	2:23.965	31.426	35.864	33.332	43.343	130.5
3	1	2:23.159	30.353	35.644	32.236	44.926	172.9	16	2	2:22.861	30.711	35.639	32.827	43.684	153.6
4	1	2:20.441	29.896	34.876	31.950	43.719	170.5	17	2	2:25.633	32.343	37.022	32.608	43.660	127.5
5	1	2:21.126	29.336	35.111	31.547	45.132	176.8	18	2	2:27.288	31.158	35.700	34.143	46.287	137.2
6	1	2:18.801	29.399	34.809	31.395	43.198	176.3	19	2	2:24.997	32.156	36.479	32.323	44.039	153.4
7	1	2:43.433 B	29.850	36.495	35.555	1:01.533	176.5	20	2	2:25.227	31.817	35.308	32.485	45.617	148.5
								21	2	2:23.026	30.130	35.672	33.615	43.609	148.9



2H GROUP1 + TROFÉU MINI

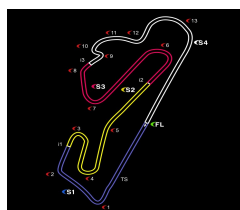
ESTORIL RACING FESTIVAL 22 a 24 Novembro 2019

TREINO CRONOMETRADO

Sector Analysis

■ Personal Best ■ Session Best B Crossing the finish line in the pit lane

Lap D	Time	Sector 1	Sector 2	Sector 3	Sector 4	T.Sp	Lap D	Time	Sector 1	Sector 2	Sector 3	Sector 4	T.Sp
550 1. Jose Mota 2. Andre Stuerken							Jaguar H81-Max						
1	1	4:54.934	2:52.881	40.813	36.150	45.090	10	1	2:40.939	34.215	41.059	36.797	48.868
2	1	2:22.242	30.768	35.942	32.391	43.141	11	1	2:34.876	32.396	39.179	33.836	49.465
3	1	2:19.483	28.893	34.067	33.018	43.505	12	1	2:53.618 B	32.142	39.122	34.206	1:08.148
4	1	2:34.795	28.848	33.377	30.774	1:01.796	13	2	6:43.041	4:36.721	41.736	35.533	49.051
5	1	2:16.696	28.171	33.948	31.665	42.912	14	2	2:37.223	36.051	38.929	35.035	47.208
6	1	8:14.034 B	6:20.828	53.965		156.7	15	2	2:40.429	32.556	38.759	36.067	53.047
7	1	6:21.058	4:27.647	36.887	33.056	43.468	16	2	2:35.148	33.296	38.931	35.239	47.682
8	1	2:21.310	30.572	34.758	32.223	43.757	17	2	2:49.841 B	34.023	39.426	36.404	59.988
9	1	2:19.321	28.904	34.890	32.054	43.473	565 1. Luis Santa Barbara 2. Rosario Sottomayor						
10	1	2:18.385	28.821	34.179	32.103	43.282	Datsun 1200 PC						
11	1	2:19.008	29.054	34.804	32.303	42.847	1	1	3:24.420	1:10.087	42.603	39.683	52.047
12	1	3:04.816 B	32.209	43.229	44.604	1:04.774	2	1	2:37.611	33.259	39.213	35.553	49.586
13	2	6:44.387	4:51.079	36.166	32.897	44.245	3	1	2:35.942	32.551	39.164	35.166	49.061
14	2	2:20.648	29.097	35.028	33.376	43.147	4	1	2:33.815	32.270	38.923	34.541	48.081
15	2	2:19.997	29.147	34.210	32.534	44.106	5	1	2:34.367	31.925	39.231	34.693	48.518
16	2	2:17.835	28.367	34.436	32.279	42.753	6	1	2:50.633 B	32.861	39.598	38.160	1:00.014
17	2	2:17.120	28.396	34.343	31.528	42.853	7	1	9:58.821 B	7:31.818	43.328	38.221	1:05.454
18	2	2:18.423	28.937	35.059	31.956	42.471	8	1	3:33.055	1:25.127	39.697	35.097	53.134
561 1. Antonio Santos Mendonca 2. Luis Neto							9	1	2:54.656	34.535	38.980	34.623	1:06.518
Datsun 1200 PC							10	1	2:45.276 B	33.413	40.434	34.889	56.540
1	1	3:21.775	1:11.351	40.310	39.426	50.688	11	2	6:37.838	4:36.019	39.601	34.118	48.100
2	1	2:38.566	34.804	38.362	36.515	48.885	12	2	2:32.353	31.586	38.883	33.989	47.895
3	1	2:30.750	31.214	38.516	33.833	47.187	13	2	2:31.527	31.562	38.452	33.728	47.785
4	1	2:36.490 B	31.220	39.098	33.950	52.222	14	2	2:31.287	31.499	38.671	33.759	47.358
5	1	3:08.519	1:07.943	38.863	34.029	47.684	15	2	2:31.665	31.621	38.567	33.854	47.623
6	1	2:30.341	31.219	38.295	33.784	47.043	16	2	2:32.161	32.603	38.414	33.677	47.467
7	1	2:40.781 B	31.422	38.530	33.542	57.287	17	2	2:46.572 B	31.862	38.653	35.847	1:00.210
8	1	5:52.864	3:50.652	39.306	34.992	47.914	566 1. Joao Posser 2. Francisco Guedes						
9	1	2:31.050	32.239	37.969	34.251	46.591	Datsun 1200 PC						
10	1	2:28.622	30.810	38.006	33.321	46.485	1	1	3:27.347	1:21.560	39.892	36.672	49.223
11	1	2:27.914	30.869	37.877	33.285	45.883	2	1	2:39.224	33.295	39.744	38.228	47.957
12	1	2:27.286	30.950	37.870	32.961	45.505	3	1	2:29.595	31.209	38.339	33.831	46.216
13	1	2:36.341 B	30.842	37.696	33.096	54.707	4	1	2:29.599	31.169	38.269	33.417	46.744
14	2	4:55.397	2:55.042	39.394	33.915	47.046	5	1	2:31.818	31.835	39.127	34.297	46.559
15	2	2:29.559	31.774	38.108	33.404	46.273	6	1	2:29.674	30.966	38.650	33.611	46.447
16	2	2:29.263	30.815	37.855	33.792	46.801	7	1	2:57.409 B	35.910	41.111	39.100	1:01.288
17	2	2:32.101	31.092	38.344	33.374	49.291	8	1	6:20.653	4:20.607	39.026	33.998	47.022
18	2	2:34.370	30.564	42.311	34.954	46.541	9	1	2:29.757	30.889	38.076	33.607	47.185
19	2	2:33.952	31.409	38.330	34.743	49.470	10	1	2:29.069	30.915	38.607	33.177	46.370
20	2	2:53.621	38.007	43.345	39.994	52.275	11	1	2:31.048	31.366	38.274	33.343	48.065
21	2	2:28.917	31.032	38.034	33.255	46.596	12	1	2:29.282	30.822	38.320	33.480	46.660
564 1. Carlos Maciel 2. Carlos Aniceto							13	1	2:28.216	30.794	38.278	33.167	45.977
3. Carlos Lourenco							14	1	2:28.632	30.867	38.399	33.197	46.169
Mini Cooper 1052							15	1	2:29.018	30.989	38.647	33.058	46.324
1	1	3:49.056	1:36.509			50.962	16	1	2:28.307	30.927	38.366	32.885	46.129
2	1	2:37.500	33.646	39.830	35.092	48.932	17	1	2:28.166	30.798	38.329	32.868	46.171
3	1	2:36.581	34.284	39.902	34.300	48.095	18	1	2:28.290	30.714	38.288	32.830	46.458
4	1	2:32.935	32.190			47.999	19	1	2:44.765 B	31.675	39.046	34.903	59.141
5	1	2:32.799	31.742			47.692	573 1. Andre Castro Pinheiro 2. Francisco Sande e Castro						
6	1	2:55.771 B	32.319	39.907	36.668	1:06.877	Jaguar XJS V12 H81-Max						
7	1	8:44.341	6:37.236	42.145	35.735	49.225	1	1	3:00.494	1:06.553	37.475	32.984	43.482
8	1	2:47.342	32.472	39.688	34.282	1:00.900	2	1	2:17.817	28.722	34.182	31.841	43.072
9	1	2:35.743	32.974	39.107	34.547	49.115	3	1	2:15.133	27.917	33.360	31.820	42.036
							4	1	2:15.318	28.234	33.204	31.791	42.089



2H GROUP1 + TROFÉU MINI

ESTORIL RACING FESTIVAL 22 a 24 Novembro 2019

TREINO CRONOMETRADO

Sector Analysis

Personal Best Session Best B Crossing the finish line in the pit lane

Lap	D	Time	Sector 1	Sector 2	Sector 3	Sector 4	T.Spd	Lap	D	Time	Sector 1	Sector 2	Sector 3	Sector 4	T.Spd
5	1	2:12.991	27.143	33.004	31.025	41.819	175.7	14	1	2:32.068	32.100	38.508	34.227	47.233	149.5
6	1	2:13.257	27.943	32.831	31.127	41.356	169.2	15	1	2:37.085	32.851	40.099	35.773	48.362	152.4
7	1	2:35.333 B	27.382	32.756	31.046	1:04.149	167.2	16	1	2:41.372 B	33.360	38.431	34.171	55.410	147.3
8	1	8:15.598	6:28.407	33.246	32.640	41.305		17	2	3:58.168	1:59.331	38.560	33.579	46.698	
9	1	2:22.236	30.174	32.523	29.608	49.931	186.7	18	2	2:30.044	31.070	39.111	33.479	46.384	151.1
10	1	2:09.620	27.018	31.989	30.096	40.517	191.6	19	2	2:29.295	31.408	38.103	33.340	46.444	150.7
11	1	2:10.786	27.814	32.131	30.060	40.781	199.9	20	2	2:28.180	30.980	38.148	33.086	45.966	148.9
12	1	2:18.817	26.707	32.024	29.489	50.597	188.0								
13	1	2:09.154	27.004	31.933	30.248	39.969	170.5								
14	1	2:41.076 B	27.166	33.089	36.810	1:04.011	190.3								
15	2	7:58.018	6:10.066	34.862	31.091	41.999									
16	2	2:10.676	26.824	32.563	29.721	41.568	177.7								
17	2	2:09.231	26.882	32.447	29.443	40.459	183.9								
18	2	2:09.178	26.628	32.745	29.778	40.027	182.4								
19	2	2:09.768	26.546	32.500	30.030	40.692	184.2								
20	2	2:52.378 B	31.660	39.393	37.644	1:03.681	170.3								

579 1.Miguel Ferreira
2.Afonso Ferreira
Ford Escort RS 2000
H81-2000

1	1	2:39.702	45.467	36.695	33.238	44.302	
2	1	2:20.507	29.427	34.502	33.816	42.762	156.5
3	1	2:15.021	28.806	33.133	30.988	42.094	159.4
4	1	2:14.076	28.102	32.606	30.113	43.255	162.2
5	1	2:12.387	27.751	32.582	30.126	41.928	169.5
6	1	2:12.072	28.127	32.867	29.949	41.129	164.7
7	1	2:36.438 B	28.017	34.566	35.486	58.369	165.2
8	1	8:52.379	6:56.357	36.024	35.137	44.861	
9	1	2:21.235	31.290	34.090	32.619	43.236	139.6
10	1	2:22.504	31.311	33.842	32.769	44.582	144.0
11	1	2:19.008	30.957	34.133	31.110	42.808	156.7
12	1	2:19.405	29.773	33.502	32.428	43.702	156.9
13	1	2:17.203	29.370	33.373	32.044	42.416	160.8
14	1	2:16.061	29.180	32.952	31.137	42.792	158.3
15	1	2:15.884	29.421	33.380	31.404	41.679	150.7
16	1	2:16.190	28.932	33.093	32.167	41.998	161.1
17	1	2:14.693	28.401	32.864	31.588	41.840	168.2
18	1	2:17.775	28.382	33.033	31.020	45.340	168.7
19	1	2:15.781	28.882	32.782	30.737	43.380	163.0
20	1	2:26.019 B	28.922	33.894	31.972	51.231	170.3
21	2	3:57.017	2:12.539	32.960	30.308	41.210	
22	2	2:11.572	27.958	32.740	30.047	40.827	167.7

580 1.Pedro Reis
2.Paulo Costa
Datsun 1200
PC

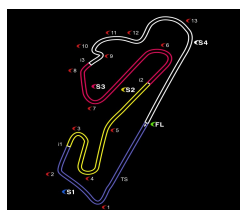
1	1	3:49.710	1:41.021	40.954	37.688	50.047	
2	1	2:40.594	32.989	41.578	37.235	48.792	149.9
3	1	2:37.398	32.368	39.268	35.797	49.965	150.7
4	1	2:32.002	31.937	38.691	33.980	47.394	152.2
5	1	2:30.995	32.204	38.304	33.402	47.085	152.4
6	1	2:37.188	31.190	38.534	33.768	53.696	153.4
7	1	2:41.876 B	31.836	38.906	34.179	56.955	143.8
8	1	7:37.099	5:27.227	41.054	37.055	51.763	
9	1	2:38.329	32.943	39.714	35.856	49.816	147.5
10	1	2:36.780	32.846	39.422	35.244	49.268	149.3
11	1	2:34.458	32.506	39.262	34.851	47.839	148.3
12	1	2:35.452	32.928	39.258	35.228	48.038	147.7
13	1	2:31.432	32.112	38.628	33.788	46.904	150.3

584 1.Tomas Pinto Abreu
2.Joaõ Rebelo Martins
Datsun 1200
PC

1	1	2:55.618	50.140	39.556	37.003	48.919	
2	1	2:31.678	32.016	38.577	33.898	47.187	147.3
3	1	2:31.600	31.796	38.579	33.888	47.337	146.3
4	1	2:31.136	31.673	38.191	33.905	47.367	148.1
5	1	2:29.805	31.356	38.314	33.448	46.687	149.3
6	1	2:41.409 B	30.921	38.913	34.068	57.507	150.9
7	1	4:28.946 B	2:06.548	40.603	37.034	1:04.761	
8	1	4:53.914	2:53.036	38.727	34.764	47.387	
9	1	2:30.209	32.029	38.811	33.096	46.273	148.7
10	1	2:29.269	30.605	38.628	33.164	46.872	149.5
11	1	2:28.468	30.802	38.548	32.863	46.255	150.3
12	1	2:38.200 B	31.446	39.822	33.013	53.919	150.9
13	2	3:24.376	1:25.835	38.646	33.350	46.545	
14	2	2:27.453	30.424	37.870	32.946	46.213	151.3
15	2	2:33.737 B	30.423	38.149	32.940	52.225	150.3
16	2	4:23.185	2:22.052	37.926	33.985	49.222	
17	2	2:36.760	31.999	38.365	35.868	50.528	149.5
18	2	2:29.052	30.434	38.726	33.175	46.717	150.3
19	2	2:28.678	31.093	38.002	33.324	46.259	145.9
20	2	2:28.604	31.067	38.274	33.136	46.127	150.9
21	2	2:31.425	31.952	37.475	33.438	48.560	147.7
22	2	3:09.691 B	32.127	40.629	37.802	1:19.133	149.9

588 1.Rafael Cerveira Pinto
2.Luis Pedro Liberal
Volkswagen Golf GTI
H81-1600

1	1	2:33.580	42.143	37.210	31.515	42.712	
2	1	2:21.827	29.474	34.734	34.508	43.111	180.3
3	1	2:18.960	30.354	35.606	31.365	41.635	148.3
4	1	2:16.839	27.958	33.901	31.294	43.686	183.3
5	1	2:14.269	27.786	33.896	30.341	42.246	180.9
6	1	2:13.612	27.924	33.787	30.388	41.513	178.0
7	1	2:16.225	27.829	33.807	32.523	42.066	185.1
8	1	2:51.599 B	28.819	41.124	39.584	1:02.072	181.8
9	1	5:38.056	3:47.387	35.530	31.925	43.214	
10	1	2:18.815	29.121	34.306	31.569	43.819	168.7
11	1	2:15.668	28.391	34.009	30.621	42.647	174.6
12	1	2:15.222	27.957	34.066	30.867	42.332	177.4
13	1	2:15.188	27.833	33.964	30.583	42.808	180.6
14	1	2:14.367	27.631	33.855	30.693	42.188	180.9
15	1	2:15.180	28.703	33.630	30.902	41.945	171.6
16	1	2:13.288	27.488	33.912	30.425	41.463	180.0
17	1	2:15.979	27.878	33.891	32.251	41.959	180.6
18	1	2:14.380	27.750	33.986	30.772	41.872	174.9
19	1	2:14.244	28.104	33.847	30.531	41.762	179.7
20	1	2:14.508	27.939	33.863	30.712	41.994	171.9
21	1	2:31.778 B	29.259	34.500	31.229	56.790	162.0
22	2	3:16.190	1:30.670	33.862	30.511	41.147	



2H GROUP1 + TROFÉU MINI

ESTORIL RACING FESTIVAL 22 a 24 Novembro 2019

TREINO CRONOMETRADO

Sector Analysis

Personal Best

Session Best

B Crossing the finish line in the pit lane

Lap	D	Time	Sector 1	Sector 2	Sector 3	Sector 4	T.Spd	Lap	D	Time	Sector 1	Sector 2	Sector 3	Sector 4	T.Spd
23	2	2:13.952	27.825	34.581	30.311	41.235	184.8	24	2	2:12.642	27.360	33.583	30.340	41.359	184.8

590

1. Pedro Mourato Gordo
2. Antonio Rodrigues

Datsun 1200
PC

1	1	3:24.074	1:06.923	44.106	40.868	52.177	
2	1	2:42.352	35.172	41.299	36.166	49.715	140.7
3	1	2:36.548	32.870	39.370	35.324	48.984	143.6
4	1	2:36.862	32.480	39.718	35.456	49.208	143.3
5	1	2:35.752	32.738	39.818	34.599	48.597	145.5
6	1	3:04.234 B	33.048	40.852	37.640	1:12.694	143.3
7	1	8:53.650 B	6:40.408	39.980	34.761	58.501	
8	1	4:12.232	2:07.931	39.508	35.086	49.707	
9	1	2:35.900	32.942	39.871	34.402	48.685	143.3
10	1	2:33.595	31.795	39.297	34.118	48.385	144.9
11	1	2:32.652	31.605	38.908	33.855	48.284	143.6
12	1	2:35.817	32.285	39.842	33.874	49.816	139.8
13	1	2:42.767 B	33.761	39.350	33.759	55.897	141.4
14	2	4:28.544	2:26.993	39.212	33.559	48.780	
15	2	2:32.649	31.826	39.026	33.477	48.320	142.0
16	2	2:32.762	32.082	39.008	33.568	48.104	142.1
17	2	2:33.653	32.064	38.958	33.718	48.913	141.8
18	2	2:35.834	32.077	39.896	35.718	48.143	143.4
19	2	2:53.015 B	31.794	39.157	37.675	1:04.389	141.8

595

1. Antonio Fresco
2. Jose Fresco

3. Rui Salgado

Ford Capri MKIII V6
H81-Max

1	1	3:10.864	1:08.722	38.881	35.509	47.752	
2	1	2:19.782	29.106	34.693	32.118	43.865	174.0
3	1	2:18.275	29.518	33.751	31.686	43.320	184.5
4	1	2:16.907	28.068	33.975	31.744	43.120	189.9
5	1	2:16.611	28.201	33.200	31.974	43.236	184.2
6	1	2:18.029	28.599	33.827	31.873	43.730	176.8
7	1	2:45.655 B	29.460	34.518	39.943	1:01.734	183.0
8	1	7:34.313	5:40.771	35.199	33.649	44.694	
9	1	2:17.495	29.066	33.350	32.412	42.667	162.2
10	1	2:16.723	29.507	33.895	31.762	41.559	158.7
11	1	2:14.340	28.194	33.008	31.524	41.614	166.9
12	1	2:15.967	28.652	33.123	31.242	42.950	161.5
13	1	2:53.526 B	28.255	33.019	38.402	1:13.850	165.7