

# GROUP 1 PORTUGAL

## ESTORIL CLASSICS 12 e 13 OUTUBRO 2019

### Corrida 2 (20 Minutes)

### Provisional Classification

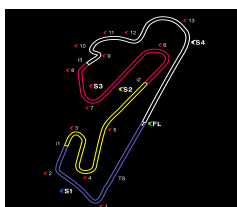
Nr Drivers	Team	Car	Cl.	Laps	Total Time	Gap	Kph	Best Lap	
								Lap	Time Kph
1 516 J. Lopes/F. Martins	João Diogo Lopes	Ford Escort RS 2000	H81-2000	10	21:16.238	-	118.0	2	2:06.593 118.9
2 573 A. Pinheiro	André Castro Pinheiro	Jaguar XJS V12	H81-MAX	10	21:28.413	+12.175	116.9	9	2:06.980 118.6
3 508 P. Vieira	Paulo Vieira	Ford Escort RS 2000	H81-2000	10	21:38.353	+22.115	116.0	8	2:06.296 119.2
4 513 N. Nunes/P. Maso	Nuno Nunes	Porsche 924 Turbo	H81-MAX	10	22:18.097	+1:01.859	112.5	7	2:11.495 114.5
5 502 M. Gaspar	Madalena Gaspar	VW Golf GTi	H81-1600	10	22:26.800	+1:10.562	111.8	9	2:12.010 114.0
6 588 R. Pinto/L. Liberal	Rafael Cerveira Pinto	Volkswagen Golf GTi	H81-1600	10	22:30.490	+1:14.252	111.5	8	2:13.608 112.7
7 595 A. Fresco/J. Fresco	Antonio Fresco	Ford Capri MKIII V6	H81-MAX	10	23:02.620	+1:46.382	108.9	4	2:15.709 110.9
8 528 H. Nazário	Hugo Nazário	Porsche 924	H81-2000	10	23:03.956	+1:47.718	108.8	9	2:16.273 110.5
9 545 F. Guerin	François Guerin	BMW 1600 Ti	H71-1600	10	23:33.714	+2:17.476	106.5	3	2:20.252 107.3
10 506 J. Ribeiro/M. Ribeiro	João Miguel Ribeiro	Alfa Romeo Giulia	H71-1600	9	21:28.347	1 Lap	105.2	7	2:20.519 107.1
11 524 R. Carvalho	Rui Carvalho	Porsche 924	H81-2000	9	21:30.056	1 Lap	105.0	7	2:20.647 107.0
12 557 F. Cardoso	Francisco Cardoso	Peugeot 104 ZS	1052	9	22:11.499	1 Lap	101.8	4	2:22.661 105.5
13 520 F. Freitas	Francisco Freitas	Datsun 1200	Production	9	22:25.928	1 Lap	100.7	4	2:26.296 102.9
14 566 J. Posser	João Posser	Datsun 1200	Production	9	22:28.661	1 Lap	100.5	4	2:26.579 102.7
15 584 P. Abreu	Tomas Pinto Abreu	Datsun 1200	Production	9	22:32.687	1 Lap	100.2	6	2:28.384 101.5
16 565 L. Santa-Bárbara	Luis Santa-Bárbara	Datsun 1200	Production	9	22:35.880	1 Lap	99.9	7	2:28.533 101.4
17 577 . Raffa	Raffa 78	Datsun 1200	Production	9	22:48.828	1 Lap	99.0	2	2:29.582 100.6
18 580 P. Reis/P. Costa	Pedro Reis	Datsun 1200	Production	9	23:08.934	1 Lap	97.6	8	2:30.594 100.0
19 505 C. Lourenço/C. Maciel	Carlos Lourenço	Toyota Starlet	1052	9	23:10.088	1 Lap	97.5	5	2:31.824 99.2
20 556 V. Amaral/M. Barata	Veloso Amaral	Hilman Imp	1052	9	23:10.360	1 Lap	97.5	8	2:31.192 99.6
21 590 P. Gordo/A. Rodrigues	Pedro Mourato Gordo	Datsun 1200	Production	8	21:43.347	2 Laps	92.4	4	2:33.626 98.0
22 587 M. Menezes	Manuel Cabral Menezes	VW Golf GTi	H81-1600	6	13:40.303	4 Laps	110.1	4	2:12.221 113.9
23 501 C. Pedro/R. Pereira	Carlos Dias Pedro	Ford RS 2000	H81-2000						
24 538 R. Moura/P. Black	Rui Moura	VW Golf GTi	H-INV						
25 503 G. Velasco/J. Mota	Guillermo Velasco	Datsun 1200	Production						

Pole Position:	Ricardo Pereira	2:05.303	
Fastest Lap:	Lap 8 Paulo Vieira	2:06.296	119.2 Kph

Published at: .....

Track Status: **DRY**

<b>Race Director:</b> João Pedro Lima	<b>Timekeeper:</b>
--	--------------------



# GROUP 1 PORTUGAL

## ESTORIL CLASSICS 12 e 13 OUTUBRO 2019

### Corrida 2

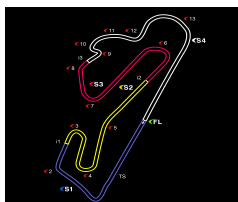
### Provisional Classification by Class

NrDrivers	Team	Car	Time	Lap Total	Gap	Kph
<b>1052</b>						
1 557 F. Cardoso	Francisco Cardoso	Peugeot 104 ZS	2:22.661	4 9		105.5
2 505 C. Lourenço / C. Maciel	Carlos Lourenço	Toyota Starlet	2:31.824	5 9	+58.589 +58.589	99.2
3 556 V. Amaral / M. Barata	Veloso Amaral	Hilman Imp	2:31.192	8 9	+58.861 +0.272	99.6
<b>H71-1600</b>						
1 545 F. Guerin	François Guerin	BMW 1600 Ti	2:20.252	3 10		107.3
2 506 J. Ribeiro / M. Ribeiro	João Miguel Ribeiro	Alfa Romeo Giulia	2:20.519	7 9	1 Laps 1 Laps	107.1
<b>H81-1600</b>						
1 502 M. Gaspar	Madalena Gaspar	VW Golf GTI	2:12.010	9 10		114.0
2 588 R. Pinto / L. Liberal	Rafael Cerveira Pinto	Volkswagen Golf GTI	2:13.608	8 10	+3.690 +3.690	112.7
3 587 M. Menezes	Manuel Cabral Menezes	VW Golf GTI	2:12.221	4 6	4 Laps 4 Laps	113.9
<b>H81-2000</b>						
1 516 J. Lopes / F. Martins	João Diogo Lopes	Ford Escort RS 2000	2:06.593	2 10		118.9
2 508 P. Vieira	Paulo Vieira	Ford Escort RS 2000	2:06.296	8 10	+22.115 +22.115	119.2
3 528 H. Nazário	Hugo Nazário	Porsche 924	2:16.273	9 10	+1'47.718 1'25.603	110.5
4 524 R. Carvalho	Rui Carvalho	Porsche 924	2:20.647	7 9	1 Laps 1 Laps	107.0
5 501 C. Pedro / R. Pereira	Carlos Dias Pedro	Ford RS 2000				
<b>H81-MAX</b>						
1 573 A. Pinheiro	André Castro Pinheiro	Jaguar XJS V12	2:06.980	9 10		118.6
2 513 N. Nunes / P. Maso	Nuno Nunes	Porsche 924 Turbo	2:11.495	7 10	+49.684 +49.684	114.5
3 595 A. Fresco / J. Fresco	Antonio Fresco	Ford Capri MKIII V6	2:15.709	4 10	+1'34.207 +44.523	110.9
<b>H-INV</b>						
1 538 R. Moura / P. Black	Rui Moura	VW Golf GTI				
<b>Production Cup</b>						
1 520 F. Freitas	Francisco Freitas	Datsun 1200	2:26.296	4 9		102.9
2 566 J. Posser	João Posser	Datsun 1200	2:26.579	4 9	+2.733 +2.733	102.7
3 584 P. Abreu	Tomas Pinto Abreu	Datsun 1200	2:28.384	6 9	+6.759 +4.026	101.5
4 565 L. Santa-Bárbara	Luis Santa-Bárbara	Datsun 1200	2:28.533	7 9	+9.952 +3.193	101.4
5 577 . Raffa	Raffa 78	Datsun 1200	2:29.582	2 9	+22.900 +12.948	100.6
6 580 P. Reis / P. Costa	Pedro Reis	Datsun 1200	2:30.594	8 9	+43.006 +20.106	100.0
7 590 P. Gordo / A. Rodrigues	Pedro Mourato Gordo	Datsun 1200	2:33.626	4 8	1 Laps 1 Laps	98.0
8 503 G. Velasco / J. Mota	Guillermo Velasco	Datsun 1200				

Published at: .....

Track Status: **DRY**

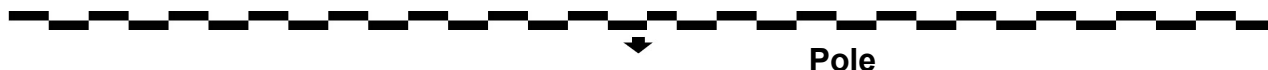
<b>Race Director:</b> João Pedro Lima	<b>Timekeeper:</b>
--	--------------------



# GROUP 1 PORTUGAL ESTORIL CLASSICS 12 e 13 OUTUBRO 2019 Corrida 2 (20 Minutes)

## Starting Grid

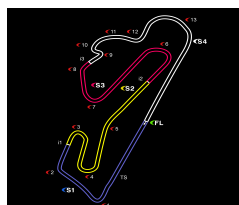
2:35.251 <b>Pedro Reis</b>	Pedro Reis	580	- 13 -	556 Veloso Amaral	2:45.678 <b>Miguel Barata</b>
2:30.806 <b>Carlos Maciel</b>	Carlos Lourenço	505	- 12 -	503 Guillermo Velasco	2:31.665 <b>Javier Mota</b>
2:30.576 <b>Raffa</b>	Raffa 78	577	- 11 -	590 Pedro Mourato Gordo	2:30.710 <b>António Rodrigues</b>
2:28.920 <b>João Posser</b>	João Posser	566	- 10 -	565 Luis Santa-Bárbara	2:30.478 <b>Luis Santa-Bárbara</b>
2:25.979 <b>Francisco Freitas</b>	Francisco Freitas	520	- 9 -	584 Tomas Pinto Abreu	2:28.521 <b>Pinto Abreu</b>
2:21.141 <b>Rui Carvalho</b>	Rui Carvalho	524	- 8 -	506 João Miguel Ribeiro	2:23.481 <b>Miguel Ribeiro</b>
2:19.064 <b>François Guerin</b>	François Guerin	545	- 7 -	557 Francisco Cardoso	2:20.525 <b>Francisco Cardoso</b>
2:15.356 <b>José Fresco</b>	Antonio Fresco	595	- 6 -	528 Hugo Nazário	2:17.704 <b>Hugo Nazário</b>
2:13.717 <b>Manuel Menezes</b>	Manuel Cabral Menezes	587	- 5 -	538 Rui Moura	2:14.739 <b>Pedro Black</b>
2:12.326 <b>Madalena Gaspar</b>	Madalena Gaspar	502	- 4 -	588 Rafael Cerveira Pinto	2:12.573 <b>Luis Liberal</b>
2:07.355 <b>André Pinheiro</b>	André Castro Pinheiro	573	- 3 -	513 Nuno Nunes	2:11.042 <b>Piero Maso</b>
2:06.908 <b>Filipe Martins</b>	João Diogo Lopes	516	- 2 -	508 Paulo Vieira	2:07.048 <b>Paulo Vieira</b>
			- 1 -	501 Carlos Dias Pedro	2:05.303 <b>Ricardo Pereira</b>



Pole

Stewards:	Timekeeper:
-----------	-------------





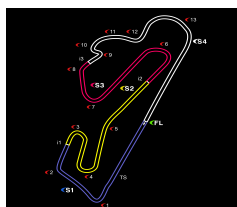
# GROUP 1 PORTUGAL

## ESTORIL CLASSICS 12 e 13 OUTUBRO 2019

### Corrida 2

### Lap Chart

		Lap										
Nr	Pos	Grid	1	2	3	4	5	6	7	8	9	10
501	1	501	516	516	516	516	516	516	516	516	516	516
516	2	516	573	573	573	573	573	573	573	573	573	573
508	3	508	513	513	508	508	508	508	508	508	508	508
573	4	573	502	508	513	513	513	513	513	513	513	513
513	5	513	588	588	588	588	588	502	502	502	502	502
502	6	502	508	502	502	502	502	588	588	588	588	588
588	7	588	528	528	587	587	587	587	595	595	595	595
587	8	587	545	595	528	595	595	595	528	528	528	528
538	9	538	595	587	595	528	528	528	545	545	545	545
595	10	595	557	545	545	545	545	545	524	506	506	
528	11	528	506	506	506	506	506	524	506	524	524	
545	12	545	587	524	524	524	524	506	557	557	557	
557	13	557	524	557	557	557	557	557	520	520	520	
524	14	524	566	566	520	520	520	520	566	566	566	
506	15	506	584	520	566	566	566	566	584	584	584	
520	16	520	520	584	584	584	584	584	565	565	565	
584	17	584	577	577	565	565	565	565	577	577	577	
566	18	566	565	565	577	577	577	577	505	505	580	
565	19	565	505	556	556	505	505	505	580	580	505	
577	20	577	556	505	505	556	556	556	556	556	556	
590	21	590	580	580	580	580	580	580	590	590		
505	22	505	590	590	590	590	590	590				
503	23	503										
580	24	580										
556	25	556										



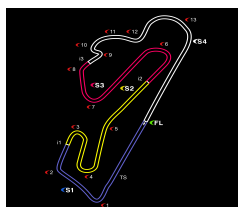
## GROUP 1 PORTUGAL

### ESTORIL CLASSICS 12 e 13 OUTUBRO 2019

#### Corrida 2

#### Best Sector Times

Sector 1		Sector 2		Sector 3		Sector 4		Ideal	Best
Nr Driver	Time	Nr Driver	Time	Nr Driver	Time	Nr Driver	Time	Nr Lap	Lap
1 508 P.Vieira	25.841	516 F.Martins	31.636	508 P.Vieira	28.579	573 A.Pinheiro	38.812	1 508	2:05.491
2 573 A.Pinheiro	26.101	508 P.Vieira	31.734	516 F.Martins	28.964	508 P.Vieira	39.337	2 516	2:06.262
3 516 F.Martins	26.317	573 A.Pinheiro	32.145	573 A.Pinheiro	29.253	516 F.Martins	39.345	3 573	2:06.311
4 513 P.Maso	26.708	595 J.Fresco	33.297	502 M.Gaspar	29.771	587 M.Menezes	40.803	4 513	2:11.323
5 587 M.Menezes	27.170	513 P.Maso	33.477	587 M.Menezes	29.832	588 L.Liberal	40.901	5 587	2:11.354
6 502 M.Gaspar	27.335	502 M.Gaspar	33.543	513 P.Maso	30.120	513 P.Maso	41.018	6 502	2:11.757
7 588 L.Liberal	27.685	587 M.Menezes	33.549	588 L.Liberal	30.268	502 M.Gaspar	41.108	7 588	2:12.872
8 528 H.Nazário	27.872	588 L.Liberal	34.018	528 H.Nazário	31.002	528 H.Nazário	42.023	8 595	2:14.990
9 595 J.Fresco	28.192	528 H.Nazário	35.005	595 J.Fresco	31.161	595 J.Fresco	42.340	9 528	2:15.902
10 506 M.Ribeiro	29.018	557 F.Cardoso	35.147	506 M.Ribeiro	31.317	545 F.Guerin	42.642	10 545	2:19.075
11 545 F.Guerin	29.038	545 F.Guerin	35.173	524 R.Carvalho	31.785	524 R.Carvalho	43.342	11 506	2:19.921
12 524 R.Carvalho	29.094	524 R.Carvalho	35.851	545 F.Guerin	32.222	506 M.Ribeiro	43.438	12 524	2:20.072
13 557 F.Cardoso	30.256	506 M.Ribeiro	36.148	520 F.Freitas	32.398	557 F.Cardoso	43.537	13 557	2:21.665
14 566 J.Posser	30.544	520 F.Freitas	37.650	566 J.Posser	32.659	520 F.Freitas	45.033	14 520	2:25.815
15 520 F.Freitas	30.734	566 J.Posser	37.757	557 F.Cardoso	32.725	566 J.Posser	45.370	15 566	2:26.330
16 584 P.Abreu	30.861	565 L.Santa-Bárbara	37.945	584 P.Abreu	32.901	584 P.Abreu	45.977	16 584	2:27.759
17 565 L.Santa-Bárbara	31.089	584 P.Abreu	38.020	565 L.Santa-Bárbara	32.978	577 Raffa	46.048	17 565	2:28.278
18 577 Raffa	31.296	556 M.Barata	38.419	556 M.Barata	33.419	556 M.Barata	46.145	18 577	2:29.186
19 580 P.Reis	31.934	577 Raffa	38.423	577 Raffa	33.419	565 L.Santa-Bárbara	46.266	19 580	2:30.358
20 590 A.Rodrigues	32.064	505 C.Maciél	38.452	505 C.Maciél	33.421	580 P.Reis	46.467	20 556	2:30.393
21 505 C.Maciél	32.291	580 P.Reis	38.503	580 P.Reis	33.454	505 C.Maciél	46.844	21 505	2:31.008
22 556 M.Barata	32.410	590 A.Rodrigues	39.222	590 A.Rodrigues	33.984	590 A.Rodrigues	47.922	22 590	2:33.192



## GROUP 1 PORTUGAL

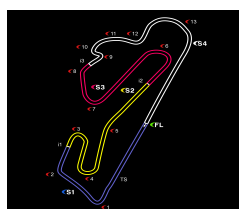
### ESTORIL CLASSICS 12 e 13 OUTUBRO 2019

#### Corrida 2

#### Best Sector Times

Sector 1			Sector 2		Sector 3		Pos	Nr	Team	Class	Ideal Lap	Best Lap
Pos	Nr	Time	Nr	Time	Nr	Time						
1	508	25.841	516	31.636	508	28.579	1	508	Paulo Vieira	H81-2000	2:05.491	2:06.296 (1)
2	573	26.101	508	31.734	516	28.964	2	516	João Diogo Lopes	H81-2000	2:06.262	2:06.593 (2)
3	516	26.317	573	32.145	573	29.253	3	573	André Castro Pinheiro	H81-MAX	2:06.311	2:06.980 (3)
4	513	26.708	595	33.297	502	29.771	4	513	Nuno Nunes	H81-MAX	2:11.323	2:11.495 (4)
5	587	27.170	513	33.477	587	29.832	5	587	Manuel Cabral Menezes	H81-1600	2:11.354	2:12.221 (6)
6	502	27.335	502	33.543	513	30.120	6	502	Madalena Gaspar	H81-1600	2:11.757	2:12.010 (5)
7	588	27.685	587	33.549	588	30.268	7	588	Rafael Cerveira Pinto	H81-1600	2:12.872	2:13.608 (7)
8	528	27.872	588	34.018	528	31.002	8	595	Antonio Fresco	H81-MAX	2:14.990	2:15.709 (8)
9	595	28.192	528	35.005	595	31.161	9	528	Hugo Nazário	H81-2000	2:15.902	2:16.273 (9)
10	506	29.018	557	35.147	506	31.317	10	545	François Guerin	H71-1600	2:19.075	2:20.252 (10)
11	545	29.038	545	35.173	524	31.785	11	506	João Miguel Ribeiro	H71-1600	2:19.921	2:20.519 (11)
12	524	29.094	524	35.851	545	32.222	12	524	Rui Carvalho	H81-2000	2:20.072	2:20.647 (12)
13	557	30.256	506	36.148	520	32.398	13	557	Francisco Cardoso	1052	2:21.665	2:22.661 (13)
14	566	30.544	520	37.650	566	32.659	14	520	Francisco Freitas	Production Cup	2:25.815	2:26.296 (14)
15	520	30.734	566	37.757	557	32.725	15	566	João Posser	Production Cup	2:26.330	2:26.579 (15)
16	584	30.861	565	37.945	584	32.901	16	584	Tomas Pinto Abreu	Production Cup	2:27.759	2:28.384 (16)
17	565	31.089	584	38.020	565	32.978	17	565	Luis Santa-Bárbara	Production Cup	2:28.278	2:28.533 (17)
18	577	31.296	556	38.419	556	33.419	18	577	Raffa 78	Production Cup	2:29.186	2:29.582 (18)
19	580	31.934	577	38.423	577	33.419	19	580	Pedro Reis	Production Cup	2:30.358	2:30.594 (19)
20	590	32.064	505	38.452	505	33.421	20	556	Veloso Amaral	1052	2:30.393	2:31.192 (20)
21	505	32.291	580	38.503	580	33.454	21	505	Carlos Lourenço	1052	2:31.008	2:31.824 (21)
22	556	32.410	590	39.222	590	33.984	22	590	Pedro Mourato Gordo	Production Cup	2:33.192	2:33.626 (22)





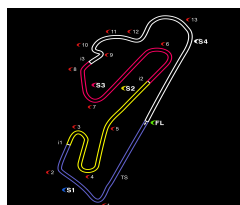
## GROUP 1 PORTUGAL

### ESTORIL CLASSICS 12 e 13 OUTUBRO 2019

#### After Corrida 2

#### Event maximum speed

Nr	Team	Car	Class	Driver	Top Speed	Lap	Session
573	André Castro Pinheiro	Jaguar XJS V12	H81-MAX	André Pinheiro	207.1	5	Treinos Cronometrados
501	Carlos Dias Pedro	Ford RS 2000	H81-2000	Ricardo Pereira	200.3	4	Treinos Cronometrados
516	João Diogo Lopes	Ford Escort RS 2000	H81-2000	João Lopes	197.1	9	Treinos Cronometrados
513	Nuno Nunes	Porsche 924 Turbo	H81-MAX	Piero Maso	196.4	5	Treinos Cronometrados
508	Paulo Vieira	Ford Escort RS 2000	H81-2000	Paulo Vieira	195.7	10	Corrida 2
595	Antonio Fresco	Ford Capri MKIII V6	H81-MAX	Antonio Fresco	185.5	8	Treinos Cronometrados
175	Fernando Soares	Mini Cooper S MK1	Mini	Fernando Soares	185.1	5	Treinos Cronometrados
48	Philippe Quirière	Mini Cooper S MK1	Mini	Philippe Quirière	183.6	3	Treinos Cronometrados
587	Manuel Cabral Menezes	VW Golf GTI	H81-1600	Manuel Menezes	183.0	6	Corrida 2
588	Rafael Cerveira Pinto	Volkswagen Golf GTi	H81-1600	Rafael Pinto	182.7	2	Corrida 1
528	Hugo Nazário	Porsche 924	H81-2000	Hugo Nazário	181.2	8	Treinos Cronometrados
538	Rui Moura	VW Golf GTI	H-INV	Rui Moura	180.3	2	Corrida 1
502	Madalena Gaspar	VW Golf GTI	H81-1600	Madalena Gaspar	177.4	9	Treinos Cronometrados
545	François Guérin	BMW 1600 Ti	H71-1600	François Guérin	175.4	4	Treinos Cronometrados
524	Rui Carvalho	Porsche 924	H81-2000	Rui Carvalho	173.2	5	Treinos Cronometrados
98	Francisco Guedes	Mini IMA	Mini	Francisco Guedes	172.1	3	Treinos Cronometrados
506	João Miguel Ribeiro	Alfa Romeo Giulia	H71-1600	João Ribeiro	171.6	3	Treinos Cronometrados
554	Henrique Correia	Ford Escort RS 2000	H81-2000	Henrique Correia	167.2	3	Treinos Cronometrados
563	Jorge Correa	Mini Cooper S MK3	Mini	Gilberto Correa	164.4	4	Treinos Cronometrados
557	Francisco Cardoso	Peugeot 104 ZS	1052	Francisco Cardoso	159.0	3	Treinos Cronometrados
214	Alberto Freitas	Mini 1275 GT	Mini	Alberto Freitas	156.9	5	Treinos Cronometrados
28	Paulo Kalassa		Mini	Paulo Kalassa	155.4	3	Treinos Cronometrados
21	Nelson Rego		Mini	Nelson Rego	155.2	4	Treinos Cronometrados
96	João Cavaleiro e Silva		Mini	João Silva	154.9	3	Treinos Cronometrados
11	Luis Sepúlveda		Mini	Luis Sepúlveda	154.3	2	Treinos Cronometrados
6	Miguel Sales		Mini	Rui Salvada	153.9	4	Treinos Cronometrados
62	João Neves		Mini	João Neves	153.4	7	Treinos Cronometrados
9	Manuel Moura Teixeira		Mini	Manuel Teixeira	153.4	2	Treinos Cronometrados
16	Piero dal Maso		Mini	Guilherme Maso	152.8	4	Treinos Cronometrados
520	Francisco Freitas	Datsun 1200	Production Cup	Francisco Freitas	151.9	4	Treinos Cronometrados
74	Mário Marcão		Mini	Mário Marcão	151.9	7	Treinos Cronometrados
584	Tomas Pinto Abreu	Datsun 1200	Production Cup	Pinto Abreu	151.1	5	Treinos Cronometrados
577	Raffa 78	Datsun 1200	Production Cup	Raffa	150.7	7	Treinos Cronometrados
566	João Posser	Datsun 1200	Production Cup	João Posser	150.3	6	Treinos Cronometrados
590	Pedro Mourato Gordo	Datsun 1200	Production Cup	Pedro Gordo	148.9	3	Treinos Cronometrados
42	Francisco Borreguero		Mini	Guillermo Borreguero	148.3	6	Treinos Cronometrados
580	Pedro Reis	Datsun 1200	Production Cup	Pedro Reis	145.7	7	Corrida 1
503	Guillermo Velasco	Datsun 1200	Production Cup	Guillermo Velasco	145.5	2	Corrida 1
565	Luis Santa-Bárbara	Datsun 1200	Production Cup	Luis Santa-Bárbara	144.9	8	Treinos Cronometrados
505	Carlos Lourenço	Toyota Starlet	1052	Carlos Lourenço	143.1	7	Treinos Cronometrados
564	Carlos Maciel	Mini Cooper 1000	Mini	Carlos Maciel	142.1	4	Treinos Cronometrados
556	Veloso Amaral	Hilman Imp	1052	Miguel Barata	139.8	2	Corrida 2

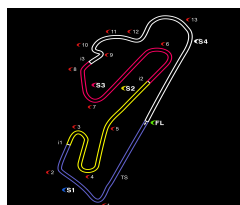


## GROUP 1 PORTUGAL ESTORIL CLASSICS 12 e 13 OUTUBRO 2019 After Corrida 2

Event maximum speed

Nr	Team	Car	Driver	Top Speed	Lap	Session
<b>Mini</b>						
175	Fernando Soares	Mini Cooper S MK1	Fernando Soares	185.1	5	Treinos Cronometrados Sessão 2
48	Philippe Quirière	Mini Cooper S MK1	Philippe Quirière	183.6	3	Treinos Cronometrados Sessão 1
98	Francisco Guedes	Mini IMA	Francisco Guedes	172.1	3	Treinos Cronometrados Sessão 1
563	Jorge Correa	Mini Cooper S MK3	Gilberto Correa	164.4	4	Treinos Cronometrados Sessão 2
214	Alberto Freitas	Mini 1275 GT	Alberto Freitas	156.9	5	Treinos Cronometrados Sessão 1
28	Paulo Kalassa		Paulo Kalassa	155.4	3	Treinos Cronometrados Sessão 1
21	Nelson Rego		Nelson Rego	155.2	4	Treinos Cronometrados Sessão 1
21	Nelson Rego		Alexandre Leal	154.9	3	Treinos Cronometrados Sessão 2
96	João Cavaleiro e Silva		João Silva	154.9	3	Treinos Cronometrados Sessão 1
11	Luis Sepúlveda		Luis Sepúlveda	154.3	2	Treinos Cronometrados Sessão 1
6	Miguel Sales		Rui Salvada	153.9	4	Treinos Cronometrados Sessão 2
6	Miguel Sales		Miguel Sales	153.4	4	Treinos Cronometrados Sessão 1
62	João Neves		João Neves	153.4	7	Treinos Cronometrados Sessão 1
9	Manuel Moura Teixeira		Manuel Teixeira	153.4	2	Treinos Cronometrados Sessão 1
16	Piero dal Maso		Guilherme Maso	152.8	4	Treinos Cronometrados Sessão 1
74	Mário Marcão		Mário Marcão	151.9	7	Treinos Cronometrados Sessão 2
9	Manuel Moura Teixeira		Claudio Mota	151.5	8	Treinos Cronometrados Sessão 2
96	João Cavaleiro e Silva		Paulo Leitão	150.5	2	Treinos Cronometrados Sessão 2
11	Luis Sepúlveda		Duarte Aguiar	150.3	4	Treinos Cronometrados Sessão 2
42	Francisco Borreguero		Guillermo Borreguero	148.3	6	Treinos Cronometrados Sessão 2
564	Carlos Maciel	Mini Cooper 1000	Carlos Maciel	142.1	4	Treinos Cronometrados Sessão 1
563	Jorge Correa	Mini Cooper S MK3	Jorge Correa	140.3	7	Treinos Cronometrados Sessão 1
42	Francisco Borreguero		Francisco Borreguero	137.7	6	Treinos Cronometrados Sessão 1
564	Carlos Maciel	Mini Cooper 1000	Carlos Aniceto	137.4	7	Treinos Cronometrados Sessão 2
<b>H81-2000</b>						
501	Carlos Dias Pedro	Ford RS 2000	Ricardo Pereira	200.3	4	Treinos Cronometrados Sessão 2
516	João Diogo Lopes	Ford Escort RS 2000	João Lopes	197.1	9	Treinos Cronometrados Sessão 1
508	Paulo Vieira	Ford Escort RS 2000	Paulo Vieira	195.7	10	Corrida 2
501	Carlos Dias Pedro	Ford RS 2000	Carlos Pedro	195.3	5	Corrida 1
516	João Diogo Lopes	Ford Escort RS 2000	Filipe Martins	195.0	7	Treinos Cronometrados Sessão 2
528	Hugo Nazário	Porsche 924	Hugo Nazário	181.2	8	Treinos Cronometrados Sessão 1
524	Rui Carvalho	Porsche 924	Rui Carvalho	173.2	5	Treinos Cronometrados Sessão 2
554	Henrique Correia	Ford Escort RS 2000	Henrique Correia	167.2	3	Treinos Cronometrados Sessão 1
<b>H81-1600</b>						
587	Manuel Cabral Menezes	VW Golf GTI	Manuel Menezes	183.0	6	Corrida 2
588	Rafael Cerveira Pinto	Volkswagen Golf GTI	Rafael Pinto	182.7	2	Corrida 1
588	Rafael Cerveira Pinto	Volkswagen Golf GTI	Luis Liberal	180.9	10	Corrida 2
502	Madalena Gaspar	VW Golf GTI	Madalena Gaspar	177.4	9	Treinos Cronometrados Sessão 2





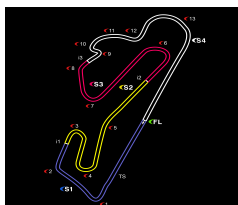
## GROUP 1 PORTUGAL

### ESTORIL CLASSICS 12 e 13 OUTUBRO 2019

#### After Corrida 2

Event maximum speed

Nr	Team	Car	Driver	Top Speed	Lap	Session
<b>Production Cup</b>						
520	Francisco Freitas	Datsun 1200	Francisco Freitas	151.9	4	Treinos Cronometrados Sessão 2
584	Tomas Pinto Abreu	Datsun 1200	Pinto Abreu	151.1	5	Treinos Cronometrados Sessão 2
577	Raffa 78	Datsun 1200	Raffa	150.7	7	Treinos Cronometrados Sessão 1
566	João Posser	Datsun 1200	João Posser	150.3	6	Treinos Cronometrados Sessão 2
590	Pedro Mourato Gordo	Datsun 1200	Pedro Gordo	148.9	3	Treinos Cronometrados Sessão 1
580	Pedro Reis	Datsun 1200	Pedro Reis	145.7	7	Corrida 1
503	Guillermo Velasco	Datsun 1200	Guillermo Velasco	145.5	2	Corrida 1
503	Guillermo Velasco	Datsun 1200	Javier Mota	145.3	3	Treinos Cronometrados Sessão 2
565	Luis Santa-Bárbara	Datsun 1200	Luis Santa-Bárbara	144.9	8	Treinos Cronometrados Sessão 1
590	Pedro Mourato Gordo	Datsun 1200	António Rodrigues	144.9	3	Treinos Cronometrados Sessão 2
580	Pedro Reis	Datsun 1200	Paulo Costa	144.8	3	Treinos Cronometrados Sessão 2
<b>1052</b>						
557	Francisco Cardoso	Peugeot 104 ZS	Francisco Cardoso	159.0	3	Treinos Cronometrados Sessão 1
505	Carlos Lourenço	Toyota Starlet	Carlos Lourenço	143.1	7	Treinos Cronometrados Sessão 1
556	Veloso Amaral	Hilman Imp	Miguel Barata	139.8	2	Corrida 2
556	Veloso Amaral	Hilman Imp	Veloso Amaral	139.3	5	Treinos Cronometrados Sessão 2
505	Carlos Lourenço	Toyota Starlet	Carlos Maciel	138.2	6	Treinos Cronometrados Sessão 2
<b>H71-1600</b>						
545	François Guerin	BMW 1600 Ti	François Guerin	175.4	4	Treinos Cronometrados Sessão 2
506	João Miguel Ribeiro	Alfa Romeo Giulia	João Ribeiro	171.6	3	Treinos Cronometrados Sessão 1
506	João Miguel Ribeiro	Alfa Romeo Giulia	Miguel Ribeiro	165.9	8	Corrida 2
<b>H81-MAX</b>						
573	André Castro Pinheiro	Jaguar XJS V12	André Pinheiro	207.1	5	Treinos Cronometrados Sessão 2
513	Nuno Nunes	Porsche 924 Turbo	Piero Maso	196.4	5	Treinos Cronometrados Sessão 2
513	Nuno Nunes	Porsche 924 Turbo	Nuno Nunes	194.3	8	Corrida 1
595	Antonio Fresco	Ford Capri MKIII V6	Antonio Fresco	185.5	8	Treinos Cronometrados Sessão 1
595	Antonio Fresco	Ford Capri MKIII V6	José Fresco	175.7	3	Treinos Cronometrados Sessão 2
<b>H-INV</b>						
538	Rui Moura	VW Golf GTI	Rui Moura	180.3	2	Corrida 1
538	Rui Moura	VW Golf GTI	Pedro Black	177.1	5	Treinos Cronometrados Sessão 2



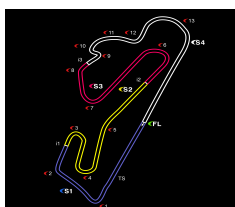
## GROUP 1 PORTUGAL

### ESTORIL CLASSICS 12 e 13 OUTUBRO 2019

#### Corrida 2

#### Leader Sequence by Class

Nr	Team	Car	Start Lap	End Lap	Laps	Total Laps
<b>1052</b>						
557	Francisco Cardoso	Peugeot 104 ZS	1	9	9	9
<b>H71-1600</b>						
545	François Guerin	BMW 1600 Ti	1	10	10	10
<b>H81-1600</b>						
502	Madalena Gaspar	VW Golf GTI	1	1	1	1
588	Rafael Cerveira Pinto	Volkswagen Golf GTi	2	5	4	4
502	Madalena Gaspar	VW Golf GTI	6	10	5	6
<b>H81-2000</b>						
516	João Diogo Lopes	Ford Escort RS 2000	1	10	10	10
<b>H81-MAX</b>						
573	André Castro Pinheiro	Jaguar XJS V12	1	10	10	10
<b>Production Cup</b>						
566	João Posser	Datsun 1200	1	2	2	2
520	Francisco Freitas	Datsun 1200	3	9	7	7



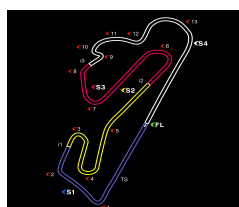
## GROUP 1 PORTUGAL

### ESTORIL CLASSICS 12 e 13 OUTUBRO 2019

#### Corrida 2

#### Distance and Speed Average

Nr Team	Drivers	Car	Cl.	Tires	Laps	Distance	Total Time	Kph
1 516	João Diogo Lopes	J. Lopes / F. Martins	Ford Escort RS 2000	H81-2000	10	41.8	21:16.238	118.0
2 573	André Castro Pinheiro	A. Pinheiro	Jaguar XJS V12	H81-MAX	10	41.8	21:28.413	116.9
3 508	Paulo Vieira	P. Vieira	Ford Escort RS 2000	H81-2000	10	41.8	21:38.353	116.0
4 513	Nuno Nunes	N. Nunes / P. Maso	Porsche 924 Turbo	H81-MAX	10	41.8	22:18.097	112.5
5 502	Madalena Gaspar	M. Gaspar	VW Golf GTI	H81-1600	10	41.8	22:26.800	111.8
6 588	Rafael Cerveira Pinto	R. Pinto / L. Liberal	Volkswagen Golf GTi	H81-1600	10	41.8	22:30.490	111.5
7 595	Antonio Fresco	A. Fresco / J. Fresco	Ford Capri MKIII V6	H81-MAX	10	41.8	23:02.620	108.9
8 528	Hugo Nazário	H. Nazário	Porsche 924	H81-2000	10	41.8	23:03.956	108.8
9 545	François Guerin	F. Guerin	BMW 1600 Ti	H71-1600	10	41.8	23:33.714	106.5
10 506	João Miguel Ribeiro	J. Ribeiro / M. Ribeiro	Alfa Romeo Giulia	H71-1600	9	37.6	21:28.347	105.2
11 524	Rui Carvalho	R. Carvalho	Porsche 924	H81-2000	9	37.6	21:30.056	105.0
12 557	Francisco Cardoso	F. Cardoso	Peugeot 104 ZS	1052	9	37.6	22:11.499	101.8
13 520	Francisco Freitas	F. Freitas	Datsun 1200	Production Ct	9	37.6	22:25.928	100.7
14 566	João Posser	J. Posser	Datsun 1200	Production Ct	9	37.6	22:28.661	100.5
15 584	Tomas Pinto Abreu	P. Abreu	Datsun 1200	Production Ct	9	37.6	22:32.687	100.2
16 565	Luis Santa-Bárbara	L. Santa-Bárbara	Datsun 1200	Production Ct	9	37.6	22:35.880	99.9
17 577	Raffa 78	. Raffa	Datsun 1200	Production Ct	9	37.6	22:48.828	99.0
18 580	Pedro Reis	P. Reis / P. Costa	Datsun 1200	Production Ct	9	37.6	23:08.934	97.6
19 505	Carlos Lourenço	C. Lourenço / C. Maciel	Toyota Starlet	1052	9	37.6	23:10.088	97.5
20 556	Veloso Amaral	V. Amaral / M. Barata	Hilman Imp	1052	9	37.6	23:10.360	97.5
21 590	Pedro Mourato Gordo	P. Gordo / A. Rodrigues	Datsun 1200	Production Ct	8	29.5	21:43.347	92.4
22 587	Manuel Cabral Menezes	M. Menezes	VW Golf GTI	H81-1600	6	25.0	13:40.303	110.1
23 501	Carlos Dias Pedro	C. Pedro / R. Pereira	Ford RS 2000	H81-2000		0		
24 538	Rui Moura	R. Moura / P. Black	VW Golf GTI	H-INV		0		
25 503	Guillermo Velasco	G. Velasco / J. Mota	Datsun 1200	Production Ct		0		



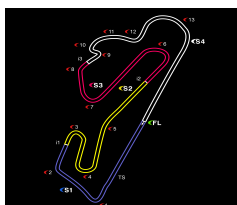
## GROUP 1 PORTUGAL

### ESTORIL CLASSICS 12 e 13 OUTUBRO 2019

#### Corrida 2

#### Fastest Lap Sequence

Elapsed	Nr Team	Car	Class	Driver	Time	Kph	Lap
4:17.311	516 João Diogo Lopes	Ford Escort RS 2000	H81-2000	Fillipe Martins	2:06.593	118.9	2
15:07.421	508 Paulo Vieira	Ford Escort RS 2000	H81-2000	Paulo Vieira	2:06.460	119.1	7
17:13.717	508 Paulo Vieira	Ford Escort RS 2000	H81-2000	Paulo Vieira	2:06.296	119.2	8



## GROUP 1 PORTUGAL

### ESTORIL CLASSICS 12 e 13 OUTUBRO 2019

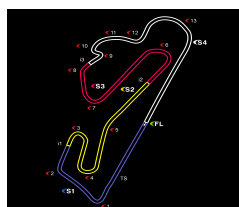
#### Corrida 2

#### Analysis by lap

Lapped

Nr	Lap Time	Gap	Nr	Lap Time	Gap	Nr	Lap Time	Gap	Nr	Lap Time	Gap	Nr	Lap Time	Gap	
Lap 1			587	2:14.748	39.166	566	2:27.175	1:50.880	513	2:13.546	46.600				
516	2:10.718	0.000	528	2:18.684	40.263	584	2:28.816	1:59.426	505	2:32.425	1 Lap				
573	2:11.890	1.172	595	2:18.381	41.767	565	2:28.610	2:00.050	502	2:14.249	59.695				
513	2:18.982	8.264	545	2:20.252	45.755	577	2:29.844	2:03.663	588	2:13.608	1:01.243				
502	2:21.114	10.396	506	2:23.241	55.058				580	2:32.025	1 Lap				
588	2:21.427	10.709	524	2:21.518	56.429				556	2:34.719	1 Lap				
508	2:24.354	13.636	557	2:24.693	59.615				595	2:17.040	1:26.939				
528	2:27.908	17.190	520	2:27.536	1:10.462				528	2:16.571	1:28.633				
545	2:28.545	17.827	566	2:28.407	1:11.268				545	2:20.323	1:50.485				
595	2:30.847	20.129	584	2:29.004	1:15.469				590	2:36.271	1 Lap				
557	2:31.499	20.781	565	2:28.894	1:16.813				506	2:20.998	2:05.866				
506	2:33.330	22.612	577	2:29.978	1:17.332				524	2:22.457	2:06.640				
587	2:33.476	22.758	556	2:32.183	1:25.535				Lap 9						
524	2:37.038	26.320	505	2:32.469	1:27.105				516	2:06.956					
566	2:39.523	28.805	580	2:33.155	1:32.528				573	2:06.980	10.614				
584	2:40.594	29.876	590	2:33.658	1:34.675				508	2:06.590	11.744				
520	2:40.619	29.901	Lap 4						557	2:33.230	1 Lap				
577	2:41.974	31.256	516	2:06.641						520	2:31.155	1 Lap			
565	2:43.038	32.320	573	2:08.110	6.100				566	2:29.309	1 Lap				
505	2:45.549	34.831	508	2:07.137	16.270				513	2:14.546	54.190				
556	2:45.826	35.108	513	2:12.737	27.764				584	2:28.735	1 Lap				
580	2:49.546	38.828	588	2:15.437	36.161				565	2:30.083	1 Lap				
590	2:49.553	38.835	502	2:15.709	36.639				502	2:12.010	1:04.749				
Lap 2			587	2:12.221	44.746				588	2:13.689	1:07.976				
516	2:06.593			595	2:15.709	50.835				577	2:32.569	1 Lap			
573	2:08.283	2.862	528	2:18.189	51.811				505	2:33.520	1 Lap				
513	2:13.704	15.375	545	2:20.343	59.457				580	2:30.594	1 Lap				
508	2:08.382	15.425	506	2:21.995	1:10.412				556	2:31.192	1 Lap				
588	2:15.204	19.320	524	2:21.914	1:11.702				595	2:16.200	1:36.183				
502	2:16.204	20.007	557	2:22.661	1:15.635				528	2:16.273	1:37.950				
528	2:17.873	28.470	520	2:26.296	1:30.117				545	2:21.245	2:04.774				
595	2:16.741	30.277	566	2:26.579	1:31.206				Lap 10						
587	2:15.144	31.309	584	2:29.283	1:38.111				516	2:07.675					
545	2:21.160	32.394	565	2:28.769	1:38.941				506	2:20.874	1 Lap				
506	2:22.689	38.708	577	2:30.629	1:41.320				573	2:09.236	12.175				
524	2:22.075	41.802	505	2:32.891	1:53.355				524	2:21.809	1 Lap				
557	2:27.625	41.813	556	2:34.490	1:53.384				508	2:18.046	22.115				
566	2:27.540	49.752	580	2:31.319	1:57.206				590	2:39.002	2 Laps				
520	2:26.509	49.817	590	2:33.626	2:01.660				557	2:36.697	1 Lap				
584	2:30.073	53.356	Lap 5						513	2:15.344	1:01.859				
577	2:29.582	54.245	516	2:07.501						520	2:31.670	1 Lap			
565	2:29.083	54.810	573	2:09.344	7.943				502	2:13.488	1:10.562				
556	2:31.728	1:00.243	508	2:06.806	15.575				566	2:29.801	1 Lap				
505	2:33.289	1:01.527	513	2:12.231	32.494				588	2:13.951	1:14.252				
580	2:34.029	1:06.264	588	2:14.472	43.132				584	2:29.190	1 Lap				
590	2:35.666	1:07.908	502	2:14.299	43.437				565	2:30.072	1 Lap				
Lap 3			587	2:12.493	49.738				577	2:31.153	1 Lap				
516	2:06.891			595	2:16.362	59.696				595	2:17.874	1:46.382			
573	2:08.660	4.631	528	2:17.094	1:01.404				528	2:17.443	1:47.718				
508	2:07.240	15.774	545	2:20.529	1:12.485				580	2:34.023	1 Lap				
513	2:13.184	21.668	506	2:21.999	1:24.910				505	2:35.777	1 Lap				
588	2:14.936	27.365	524	2:21.724	1:25.925				556	2:34.495	1 Lap				
502	2:14.455	27.571	557	2:23.016	1:31.150				545	2:20.377	2:17.476				
			520	2:26.714	1:49.330										





# GROUP 1 PORTUGAL

## ESTORIL CLASSICS 12 e 13 OUTUBRO 2019

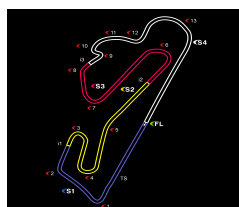
### Corrida 2

### Sector Analysis

Personal Best Session Best B Crossing the finish line in the pit lane

Lap	D	Time	Sector 1	Sector 2	Sector 3	Sector 4	T.Spd	Lap	D	Time	Sector 1	Sector 2	Sector 3	Sector 4	T.Spd
<b>502</b> Madalena Gaspar VW Golf GTI H81-1600								5	2	2:12.231	27.138	33.834	30.239	41.020	195.7
1.Madalena Gaspar								6	2	2:12.328	26.708	33.734	30.313	41.573	196.4
1	1	2:21.114	35.431	33.557	30.102	42.024	113.9	7	2	2:11.495	26.760	33.567	30.150	41.018	195.3
2	1	2:16.204	31.303	33.664	30.129	41.108	173.5	8	2	2:13.546	28.438	33.477	30.120	41.511	174.6
3	1	2:14.455	27.658	34.130	31.079	41.588	171.6	9	2	2:14.546	27.130	33.834	30.327	43.255	190.3
4	1	2:15.709	28.461	34.303	31.406	41.539	169.7	10	2	2:15.344	28.342	33.856	30.566	42.580	187.0
5	1	2:14.299	28.009	33.814	30.899	41.577	175.4	<b>516</b> João Diogo Lopes Ford Escort RS 2000 H81-2000							
6	1	2:13.008	27.918	33.985	29.948	41.157	170.8	1.João Lopes							
7	1	2:12.264	27.625	33.585	29.842	41.212	173.5	2.Filipe Martins							
8	1	2:14.249	27.706	33.694	30.022	42.827	175.7	1	2	2:10.718	30.537	31.786	29.050	39.345	136.5
9	1	2:12.010	27.335	33.543	29.771	41.361	175.1	2	2	2:06.593	26.441	31.669	29.056	39.427	193.9
10	1	2:13.488	27.679	33.773	30.526	41.510	170.8	3	2	2:06.891	26.317	32.069	28.964	39.541	194.3
<b>505</b> Carlos Lourenço Toyota Starlet 1052								4	2	2:06.641	26.390	31.724	29.026	39.501	192.9
1.Carlos Lourenço								5	2	2:07.501	26.673	32.118	29.133	39.577	189.3
2.Carlos Maciel								6	2	2:07.939	26.841	32.500	29.144	39.454	183.3
1	2	2:45.549	45.497	39.492	33.427	47.133	107.8	7	2	2:08.344	27.271	32.350	29.220	39.503	170.0
2	2	2:33.289	33.065	38.935	33.923	47.366	135.8	8	2	2:06.980	26.463	31.764	29.218	39.535	191.2
3	2	2:32.469	32.732	38.675	34.218	46.844	135.5	9	2	2:06.956	26.744	31.636	29.130	39.446	187.7
4	2	2:32.891	32.526	38.452	34.468	47.445	135.3	10	2	2:07.675	26.789	31.860	29.245	39.781	172.7
5	2	2:31.824	32.675	38.558	33.615	46.976	136.3	<b>520</b> Francisco Freitas Datsun 1200 Production Cup							
6	2	2:32.344	33.103	38.645	33.518	47.078	134.0	1.Francisco Freitas							
7	2	2:32.425	32.291	39.123	33.421	47.590	133.7	1	1	2:40.619	43.467	38.446	32.939	45.767	97.2
8	2	2:33.520	32.635	38.790	34.933	47.162	133.4	2	1	2:26.509	31.266	37.812	32.398	45.033	147.7
9	2	2:35.777	32.979	39.352	35.179	48.267	133.4	3	1	2:27.536	31.871	37.818	32.688	45.159	142.0
<b>506</b> João Miguel Ribeiro Alfa Romeo Giulia H71-1600								4	1	2:26.296	30.734	37.731	32.488	45.343	144.8
1.João Ribeiro								5	1	2:26.714	30.748	37.829	32.697	45.440	145.5
2.Miguel Ribeiro								6	1	2:27.025	30.989	37.727	32.572	45.737	139.3
1	2	2:33.330	40.069	36.744	32.193	44.324	107.8	7	1	2:28.404	31.043	37.650	32.812	46.899	142.0
2	2	2:22.689	30.269	36.594	32.124	43.702	152.8	8	1	2:31.155	32.999	38.340	33.614	46.202	125.3
3	2	2:23.241	30.213	36.867	32.108	44.053	151.1	9	1	2:31.670	32.274	38.858	33.529	47.009	136.8
4	2	2:21.995	30.012	36.558	31.717	43.708	154.5	<b>524</b> Rui Carvalho Porsche 924 H81-2000							
5	2	2:21.999	29.605	36.606	31.962	43.826	157.1	1.Rui Carvalho							
6	2	2:22.702	29.701	36.716	32.642	43.643	160.1	1	1	2:37.038	43.137	36.640	33.308	43.953	98.8
7	2	2:20.519	29.018	36.148	31.395	43.958	163.0	2	1	2:22.075	29.198	35.851	32.916	44.110	165.7
8	2	2:20.998	29.133	36.461	31.633	43.771	165.9	3	1	2:21.518	29.426	36.055	31.986	44.051	169.2
9	2	2:20.874	29.850	36.269	31.317	43.438	164.9	4	1	2:21.914	29.918	36.150	32.365	43.481	149.9
<b>508</b> Paulo Vieira Ford Escort RS 2000 H81-2000								5	1	2:21.724	29.205	35.937	32.265	44.317	166.4
1.Paulo Vieira								6	1	2:20.874	29.508	35.870	32.154	43.342	159.7
1	1	2:24.354	41.785	32.920	29.766	39.883	110.5	7	1	2:20.647	29.094	35.959	31.785	43.809	167.4
2	1	2:08.382	27.070	31.953	29.422	39.937	186.1	8	1	2:22.457	29.385	36.078	32.136	44.858	166.2
3	1	2:07.240	26.655	31.910	28.925	39.750	190.9	9	1	2:21.809	29.572	36.228	31.847	44.162	155.8
4	1	2:07.137	27.096	31.734	28.838	39.469	183.9	<b>528</b> Hugo Nazário Porsche 924 H81-2000							
5	1	2:06.806	26.622	31.939	28.691	39.554	186.7	1.Hugo Nazário							
6	1	2:07.042	26.693	31.986	28.696	39.667	186.1	1	1	2:27.908	37.469	35.265	31.454	43.720	107.1
7	1	2:06.460	26.655	31.799	28.579	39.427	190.6	2	1	2:17.873	28.388	35.265	31.560	42.660	176.5
8	1	2:06.296	25.955	32.151	28.853	39.337	189.6	3	1	2:18.684	28.633	35.097	31.802	43.152	174.3
9	1	2:06.590	26.176	31.809	29.058	39.547	192.9	4	1	2:18.189	28.021	35.277	31.934	42.957	174.6
10	1	2:18.046	25.841	32.236	39.680	40.289	195.7	5	1	2:17.094	28.304	35.069	31.326	42.395	170.8
<b>513</b> Nuno Nunes Porsche 924 Turbo H81-MAX								6	1	2:16.543	28.310	35.010	31.155	42.068	176.8
1.Nuno Nunes								7	1	2:17.378	28.669	35.072	31.243	42.394	175.4
2.Piero Maso								8	1	2:16.571	28.084	35.142	31.155	42.190	175.4
1	2	2:18.982	32.969	33.635	30.605	41.773	130.4	9	1	2:16.273	28.161	35.087	31.002	42.023	176.8
2	2	2:13.704	27.264	33.958	30.626	41.856	196.0	10	1	2:17.443	27.872	35.005	32.042	42.524	180.9
3	2	2:13.184	27.364	33.921	30.457	41.442	193.9								
4	2	2:12.737	27.056	33.994	30.280	41.407	194.3								





# GROUP 1 PORTUGAL

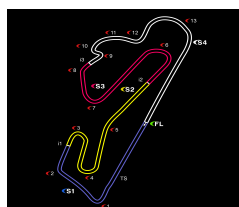
## ESTORIL CLASSICS 12 e 13 OUTUBRO 2019

### Corrida 2

### Sector Analysis

Personal Best Session Best B Crossing the finish line in the pit lane

Lap	D	Time	Sector 1	Sector 2	Sector 3	Sector 4	T.Spd	Lap	D	Time	Sector 1	Sector 2	Sector 3	Sector 4	T.Spd
<b>545</b> François Guerin BMW 1600 Ti								<b>573</b> André Castro Pinheiro Jaguar XJS V12							
1.François Guerin H71-1600								1.André Pinheiro H81-MAX							
1	1	2:28.545	37.426	35.613	32.864	42.642	119.0	6	1	2:27.373	30.581	37.943	32.774	46.075	144.6
2	1	2:21.160	29.334	35.530	32.757	43.539	170.5	7	1	2:32.954	31.182	38.545	32.761	50.466	141.0
3	1	2:20.252	29.433	35.357	32.222	43.240	163.0	8	1	2:29.309	31.789	38.122	33.024	46.374	137.2
4	1	2:20.343	29.255	35.330	32.237	43.521	170.5	9	1	2:29.801	32.577	38.079	32.964	46.181	139.4
5	1	2:20.529	29.333	35.251	32.508	43.437	172.1								
6	1	2:20.595	29.459	35.173	32.375	43.588	171.3	1	1	2:11.890	31.197	32.145	29.253	39.295	141.4
7	1	2:20.345	29.145	35.329	32.479	43.392	171.6	2	1	2:08.283	26.751	32.497	29.767	39.268	189.6
8	1	2:20.323	29.492	35.307	32.228	43.296	162.5	3	1	2:08.660	27.172	32.567	29.470	39.451	186.1
9	1	2:21.245	29.545	35.522	32.489	43.689	174.6	4	1	2:08.110	26.456	32.596	29.643	39.415	200.7
10	1	2:20.377	29.038	35.438	32.504	43.397	174.9	5	1	2:09.344	27.080	32.569	30.034	39.661	187.7
								6	1	2:08.386	26.397	32.804	29.626	39.559	193.6
<b>556</b> Veloso Amaral Hilman Imp								7	1	2:08.636	26.432	33.038	29.617	39.549	198.5
1.Veloso Amaral 1052								8	1	2:08.888	26.416	32.400	30.202	39.870	192.6
2.Miguel Barata								9	1	2:06.980	26.123	32.728	29.317	38.812	206.3
1	2	2:45.826	44.939	39.825	34.917	46.145	114.2	10	1	2:09.236	26.101	32.807	29.956	40.372	204.0
2	2	2:31.728	32.464	38.538	33.595	47.131	139.8								
3	2	2:32.183	33.140	39.030	33.419	46.594	130.2	<b>577</b> Raffa 78 Datsun 1200							
4	2	2:34.490	33.639	38.575	34.457	47.819	125.9	1. Raffa Production Cup							
5	2	2:33.208	33.403	38.449	34.270	47.086	127.8	1	1	2:41.974	43.874	38.544	33.508	46.048	98.7
6	2	2:32.519	33.082	38.687	33.653	47.097	124.9	2	1	2:29.582	31.498	38.423	33.564	46.097	145.3
7	2	2:34.719	34.358	38.692	33.667	48.002	129.9	3	1	2:29.978	31.296	38.452	33.882	46.348	142.5
8	2	2:31.192	32.410	38.419	33.614	46.749	133.4	4	1	2:30.629	31.926	38.787	33.541	46.375	144.4
9	2	2:34.495	33.033	38.992	34.592	47.878	122.9	5	1	2:29.844	31.380	38.471	33.509	46.484	140.5
								6	1	2:32.449	32.482	38.722	34.162	47.083	138.7
<b>557</b> Francisco Cardoso Peugeot 104 ZS								7	1	2:30.650	32.084	38.539	33.419	46.608	123.8
1.Francisco Cardoso 1052								8	1	2:32.569	32.608	38.699	33.704	47.558	124.6
1	1	2:31.499	39.574	35.147	32.729	44.049	106.4	9	1	2:31.153	32.108	38.817	33.600	46.628	127.5
2	1	2:27.625	32.207	37.099	33.869	44.450	148.7								
3	1	2:24.693	31.170	35.776	33.212	44.535	153.0	<b>580</b> Pedro Reis Datsun 1200							
4	1	2:22.661	30.256	35.674	33.194	43.537	154.9	1.Pedro Reis Production Cup							
5	1	2:23.016	30.361	35.648	33.020	43.987	149.7	2.Paulo Costa							
6	1	2:23.240	30.713	35.361	32.725	44.441	149.1	1	1	2:49.546	48.472	39.146	34.211	47.717	94.3
7	1	2:28.838	31.195	37.012	34.473	46.158	147.7	2	1	2:34.029	32.583	39.619	33.818	48.009	143.1
8	1	2:33.230	32.627	38.897	34.530	47.176	136.3	3	1	2:33.155	32.483	39.237	33.935	47.500	141.6
9	1	2:36.697	33.112	38.192	35.693	49.700	136.3	4	1	2:31.319	32.287	38.660	33.454	46.918	142.0
								5	1	2:32.076	32.501	38.939	33.551	47.085	142.3
<b>565</b> Luis Santa-Bárbara Datsun 1200								6	1	2:32.167	32.067	38.955	33.634	47.511	144.0
1.Luis Santa-Bárbara Production Cup								7	1	2:32.025	32.798	38.535	33.795	46.897	144.9
1	1	2:43.038	44.329	38.592	33.456	46.661	94.5	8	1	2:30.594	31.934	38.503	33.690	46.467	143.1
2	1	2:29.083	31.150	38.004	33.652	46.277	143.6	9	1	2:34.023	31.995	39.027	35.427	47.574	144.6
3	1	2:28.894	31.172	38.116	33.264	46.342	143.3								
4	1	2:28.769	31.089	38.077	33.260	46.343	141.8	<b>584</b> Tomas Pinto Abreu Datsun 1200							
5	1	2:28.610	31.183	37.945	32.978	46.504	142.7	1.Pinto Abreu Production Cup							
6	1	2:28.798	31.095	38.170	33.241	46.292	142.5	1	1	2:40.594	42.585	38.848	33.060	46.101	105.1
7	1	2:28.533	31.158	37.973	33.136	46.266	143.6	2	1	2:30.073	32.181	38.186	33.180	46.526	148.5
8	1	2:30.083	31.606	38.198	33.408	46.871	142.3	3	1	2:29.004	31.672	38.176	33.179	45.977	144.6
9	1	2:30.072	31.618	38.278	33.401	46.775	142.1	4	1	2:29.283	31.317	38.345	33.346	46.275	144.2
								5	1	2:28.816	30.957	38.146	33.253	46.460	146.9
<b>566</b> João Posser Datsun 1200								6	1	2:28.384	31.104	38.382	32.901	45.997	145.7
1.João Posser Production Cup								7	1	2:28.608	30.861	38.020	33.378	46.349	149.3
1	1	2:39.523	42.697	37.897	32.941	45.988	99.7	8	1	2:28.735	30.985	38.181	33.259	46.310	146.3
2	1	2:27.540	30.955	38.098	32.791	45.696	145.7	9	1	2:29.190	30.958	38.041	34.107	46.084	148.9
3	1	2:28.407	32.334	37.757	32.946	45.370	142.9								
4	1	2:26.579	30.544	37.790	32.659	45.586	145.3	<b>587</b> Manuel Cabral Menezes VW Golf GTI							
5	1	2:27.175	30.758	38.084	32.899	45.434	144.4	1.Manuel Menezes H81-1600							
								1	1	2:33.476	45.703	34.714	30.989	42.070	83.5



# GROUP 1 PORTUGAL

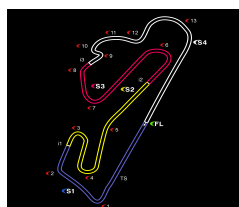
## ESTORIL CLASSICS 12 e 13 OUTUBRO 2019

### Corrida 2

### Sector Analysis

Personal Best Session Best B Crossing the finish line in the pit lane

Lap	D	Time	Sector 1	Sector 2	Sector 3	Sector 4	T.Spd	Lap	D	Time	Sector 1	Sector 2	Sector 3	Sector 4	T.Spd
2	1	2:15.144	28.231	33.854	31.317	41.742	178.0								
3	1	2:14.748	28.047	34.095	30.898	41.708	178.8								
4	1	2:12.221	27.421	33.549	30.448	40.803	176.0								
5	1	2:12.493	27.170	33.858	30.292	41.173	182.4								
6	1	2:12.221	27.214	33.778	29.832	41.397	183.0								
<b>588</b> Rafael Cerveira Pinto Volkswagen Golf GTi H81-1600															
		1. Rafael Pinto													
		2. Luis Liberal													
1	2	2:21.427	33.923	34.298	30.282	42.924	131.0								
2	2	2:15.204	28.178	34.599	30.776	41.651	178.5								
3	2	2:14.936	28.034	34.299	30.826	41.777	176.8								
4	2	2:15.437	28.324	34.600	30.978	41.535	174.0								
5	2	2:14.472	27.945	34.081	30.808	41.638	176.8								
6	2	2:13.962	27.900	34.429	30.732	40.901	172.4								
7	2	2:13.804	28.035	34.175	30.268	41.326	174.9								
8	2	2:13.608	27.885	34.356	30.385	40.982	178.0								
9	2	2:13.689	27.685	34.230	30.554	41.220	179.7								
10	2	2:13.951	27.714	34.018	30.397	41.822	180.9								
<b>590</b> Pedro Mourato Gordo Datsun 1200 Production Cup															
		1. Pedro Gordo													
		2. António Rodrigues													
1	2	2:49.553	46.753	39.854	34.474	48.472	91.0								
2	2	2:35.666	33.104	40.135	34.377	48.050	137.5								
3	2	2:33.658	32.303	39.401	33.984	47.970	137.4								
4	2	2:33.626	32.064	39.222	34.418	47.922	137.9								
5	2	2:56.547 B	32.962	39.562	35.470	1:08.553	136.2								
6	2	2:59.024	56.520	39.625	34.406	48.473									
7	2	2:36.271	33.087	40.034	34.703	48.447	134.5								
8	2	2:39.002	33.221	40.466	36.369	48.946	134.8								
<b>595</b> Antonio Fresco Ford Capri MKIII V6 H81-MAX															
		1. Antonio Fresco													
		2. José Fresco													
1	2	2:30.847	41.922	34.668	31.917	42.340	94.6								
2	2	2:16.741	28.650	34.032	31.383	42.676	161.8								
3	2	2:18.381	28.424	35.415	31.818	42.724	166.2								
4	2	2:15.709	28.485	33.297	31.512	42.415	161.3								
5	2	2:16.362	28.626	33.900	31.161	42.675	163.2								
6	2	2:17.128	28.383	34.028	31.482	43.235	168.2								
7	2	2:16.338	28.411	33.632	31.434	42.861	166.7								
8	2	2:17.040	28.587	33.849	31.485	43.119	167.7								
9	2	2:16.200	28.592	33.714	31.220	42.674	170.8								
10	2	2:17.874	28.192	33.804	33.125	42.753	170.8								



# GROUP 1 PORTUGAL

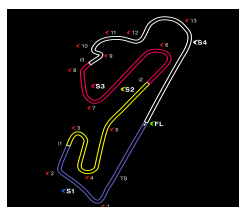
## ESTORIL CLASSICS 12 e 13 OUTUBRO 2019

### Corrida 2

### Sector Analysis

Personal Best Session Best B Crossing the finish line in the pit lane

Lap	D	Time	Sector 1	Sector 2	Sector 3	Sector 4	T.Sp	Lap	D	Time	Sector 1	Sector 2	Sector 3	Sector 4	T.Sp
<b>502</b> Madalena Gaspar VW Golf GTI H81-1600								5	2	2:12.231	27.138	33.834	30.239	41.020	195.7
1.Madalena Gaspar								6	2	2:12.328	26.708	33.734	30.313	41.573	196.4
1	1	2:21.114	35.431	33.557	30.102	42.024	113.9	7	2	2:11.495	26.760	33.567	30.150	41.018	195.3
2	1	2:16.204	31.303	33.664	30.129	41.108	173.5	8	2	2:13.546	28.438	33.477	30.120	41.511	174.6
3	1	2:14.455	27.658	34.130	31.079	41.588	171.6	9	2	2:14.546	27.130	33.834	30.327	43.255	190.3
4	1	2:15.709	28.461	34.303	31.406	41.539	169.7	10	2	2:15.344	28.342	33.856	30.566	42.580	187.0
5	1	2:14.299	28.009	33.814	30.899	41.577	175.4	<b>516</b> João Diogo Lopes Ford Escort RS 2000 H81-2000							
6	1	2:13.008	27.918	33.985	29.948	41.157	170.8	1.João Lopes							
7	1	2:12.264	27.625	33.585	29.842	41.212	173.5	2.Filipe Martins							
8	1	2:14.249	27.706	33.694	30.022	42.827	175.7	1	2	2:10.718	30.537	31.786	29.050	39.345	136.5
9	1	2:12.010	27.335	33.543	29.771	41.361	175.1	2	2	2:06.593	26.441	31.669	29.056	39.427	193.9
10	1	2:13.488	27.679	33.773	30.526	41.510	170.8	3	2	2:06.891	26.317	32.069	28.964	39.541	194.3
<b>505</b> Carlos Lourenço Toyota Starlet 1052								4	2	2:06.641	26.390	31.724	29.026	39.501	192.9
1.Carlos Lourenço								5	2	2:07.501	26.673	32.118	29.133	39.577	189.3
2.Carlos Maciel								6	2	2:07.939	26.841	32.500	29.144	39.454	183.3
1	2	2:45.549	45.497	39.492	33.427	47.133	107.8	7	2	2:08.344	27.271	32.350	29.220	39.503	170.0
2	2	2:33.289	33.065	38.935	33.923	47.366	135.8	8	2	2:06.980	26.463	31.764	29.218	39.535	191.2
3	2	2:32.469	32.732	38.675	34.218	46.844	135.5	9	2	2:06.956	26.744	31.636	29.130	39.446	187.7
4	2	2:32.891	32.526	38.452	34.468	47.445	135.3	10	2	2:07.675	26.789	31.860	29.245	39.781	172.7
5	2	2:31.824	32.675	38.558	33.615	46.976	136.3	<b>520</b> Francisco Freitas Datsun 1200 Production Cup							
6	2	2:32.344	33.103	38.645	33.518	47.078	134.0	1.Francisco Freitas							
7	2	2:32.425	32.291	39.123	33.421	47.590	133.7	1	1	2:40.619	43.467	38.446	32.939	45.767	97.2
8	2	2:33.520	32.635	38.790	34.933	47.162	133.4	2	1	2:26.509	31.266	37.812	32.398	45.033	147.7
9	2	2:35.777	32.979	39.352	35.179	48.267	133.4	3	1	2:27.536	31.871	37.818	32.688	45.159	142.0
<b>506</b> João Miguel Ribeiro Alfa Romeo Giulia H71-1600								4	1	2:26.296	30.734	37.731	32.488	45.343	144.8
1.João Ribeiro								5	1	2:26.714	30.748	37.829	32.697	45.440	145.5
2.Miguel Ribeiro								6	1	2:27.025	30.989	37.727	32.572	45.737	139.3
1	2	2:33.330	40.069	36.744	32.193	44.324	107.8	7	1	2:28.404	31.043	37.650	32.812	46.899	142.0
2	2	2:22.689	30.269	36.594	32.124	43.702	152.8	8	1	2:31.155	32.999	38.340	33.614	46.202	125.3
3	2	2:23.241	30.213	36.867	32.108	44.053	151.1	9	1	2:31.670	32.274	38.858	33.529	47.009	136.8
4	2	2:21.995	30.012	36.558	31.717	43.708	154.5	<b>524</b> Rui Carvalho Porsche 924 H81-2000							
5	2	2:21.999	29.605	36.606	31.962	43.826	157.1	1.Rui Carvalho							
6	2	2:22.702	29.701	36.716	32.642	43.643	160.1	1	1	2:37.038	43.137	36.640	33.308	43.953	98.8
7	2	2:20.519	29.018	36.148	31.395	43.958	163.0	2	1	2:22.075	29.198	35.851	32.916	44.110	165.7
8	2	2:20.998	29.133	36.461	31.633	43.771	165.9	3	1	2:21.518	29.426	36.055	31.986	44.051	169.2
9	2	2:20.874	29.850	36.269	31.317	43.438	164.9	4	1	2:21.914	29.918	36.150	32.365	43.481	149.9
<b>508</b> Paulo Vieira Ford Escort RS 2000 H81-2000								5	1	2:21.724	29.205	35.937	32.265	44.317	166.4
1.Paulo Vieira								6	1	2:20.874	29.508	35.870	32.154	43.342	159.7
1	1	2:24.354	41.785	32.920	29.766	39.883	110.5	7	1	2:20.647	29.094	35.959	31.785	43.809	167.4
2	1	2:08.382	27.070	31.953	29.422	39.937	186.1	8	1	2:22.457	29.385	36.078	32.136	44.858	166.2
3	1	2:07.240	26.655	31.910	28.925	39.750	190.9	9	1	2:21.809	29.572	36.228	31.847	44.162	155.8
4	1	2:07.137	27.096	31.734	28.838	39.469	183.9	<b>528</b> Hugo Nazário Porsche 924 H81-2000							
5	1	2:06.806	26.622	31.939	28.691	39.554	186.7	1.Hugo Nazário							
6	1	2:07.042	26.693	31.986	28.696	39.667	186.1	1	1	2:27.908	37.469	35.265	31.454	43.720	107.1
7	1	2:06.460	26.655	31.799	28.579	39.427	190.6	2	1	2:17.873	28.388	35.265	31.560	42.660	176.5
8	1	2:06.296	25.955	32.151	28.853	39.337	189.6	3	1	2:18.684	28.633	35.097	31.802	43.152	174.3
9	1	2:06.590	26.176	31.809	29.058	39.547	192.9	4	1	2:18.189	28.021	35.277	31.934	42.957	174.6
10	1	2:18.046	25.841	32.236	39.680	40.289	195.7	5	1	2:17.094	28.304	35.069	31.326	42.395	170.8
<b>513</b> Nuno Nunes Porsche 924 Turbo H81-MAX								6	1	2:16.543	28.310	35.010	31.155	42.068	176.8
1.Nuno Nunes								7	1	2:17.378	28.669	35.072	31.243	42.394	175.4
2.Piero Maso								8	1	2:16.571	28.084	35.142	31.155	42.190	175.4
1	2	2:18.982	32.969	33.635	30.605	41.773	130.4	9	1	2:16.273	28.161	35.087	31.002	42.023	176.8
2	2	2:13.704	27.264	33.958	30.626	41.856	196.0	10	1	2:17.443	27.872	35.005	32.042	42.524	180.9
3	2	2:13.184	27.364	33.921	30.457	41.442	193.9								
4	2	2:12.737	27.056	33.994	30.280	41.407	194.3								



# GROUP 1 PORTUGAL

## ESTORIL CLASSICS 12 e 13 OUTUBRO 2019

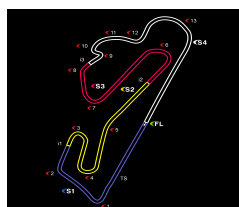
### Corrida 2

### Sector Analysis

Personal Best Session Best B Crossing the finish line in the pit lane

Lap	D	Time	Sector 1	Sector 2	Sector 3	Sector 4	T.Spd	Lap	D	Time	Sector 1	Sector 2	Sector 3	Sector 4	T.Spd
<b>545</b> François Guerin BMW 1600 Ti								<b>573</b> André Castro Pinheiro Jaguar XJS V12							
1.François Guerin H71-1600								1.André Pinheiro H81-MAX							
1	1	2:28.545	37.426	35.613	32.864	42.642	119.0	6	1	2:27.373	30.581	37.943	32.774	46.075	144.6
2	1	2:21.160	29.334	35.530	32.757	43.539	170.5	7	1	2:32.954	31.182	38.545	32.761	50.466	141.0
3	1	2:20.252	29.433	35.357	32.222	43.240	163.0	8	1	2:29.309	31.789	38.122	33.024	46.374	137.2
4	1	2:20.343	29.255	35.330	32.237	43.521	170.5	9	1	2:29.801	32.577	38.079	32.964	46.181	139.4
5	1	2:20.529	29.333	35.251	32.508	43.437	172.1								
6	1	2:20.595	29.459	35.173	32.375	43.588	171.3	1	1	2:11.890	31.197	32.145	29.253	39.295	141.4
7	1	2:20.345	29.145	35.329	32.479	43.392	171.6	2	1	2:08.283	26.751	32.497	29.767	39.268	189.6
8	1	2:20.323	29.492	35.307	32.228	43.296	162.5	3	1	2:08.660	27.172	32.567	29.470	39.451	186.1
9	1	2:21.245	29.545	35.522	32.489	43.689	174.6	4	1	2:08.110	26.456	32.596	29.643	39.415	200.7
10	1	2:20.377	29.038	35.438	32.504	43.397	174.9	5	1	2:09.344	27.080	32.569	30.034	39.661	187.7
								6	1	2:08.386	26.397	32.804	29.626	39.559	193.6
<b>556</b> Veloso Amaral Hilman Imp								7	1	2:08.636	26.432	33.038	29.617	39.549	198.5
1.Veloso Amaral 1052								8	1	2:08.888	26.416	32.400	30.202	39.870	192.6
2.Miguel Barata								9	1	2:06.980	26.123	32.728	29.317	38.812	206.3
1	2	2:45.826	44.939	39.825	34.917	46.145	114.2	10	1	2:09.236	26.101	32.807	29.956	40.372	204.0
2	2	2:31.728	32.464	38.538	33.595	47.131	139.8								
3	2	2:32.183	33.140	39.030	33.419	46.594	130.2	<b>577</b> Raffa 78 Datsun 1200							
4	2	2:34.490	33.639	38.575	34.457	47.819	125.9	1. Raffa Production Cup							
5	2	2:33.208	33.403	38.449	34.270	47.086	127.8	1	1	2:41.974	43.874	38.544	33.508	46.048	98.7
6	2	2:32.519	33.082	38.687	33.653	47.097	124.9	2	1	2:29.582	31.498	38.423	33.564	46.097	145.3
7	2	2:34.719	34.358	38.692	33.667	48.002	129.9	3	1	2:29.978	31.296	38.452	33.882	46.348	142.5
8	2	2:31.192	32.410	38.419	33.614	46.749	133.4	4	1	2:30.629	31.926	38.787	33.541	46.375	144.4
9	2	2:34.495	33.033	38.992	34.592	47.878	122.9	5	1	2:29.844	31.380	38.471	33.509	46.484	140.5
								6	1	2:32.449	32.482	38.722	34.162	47.083	138.7
<b>557</b> Francisco Cardoso Peugeot 104 ZS								7	1	2:30.650	32.084	38.539	33.419	46.608	123.8
1.Francisco Cardoso 1052								8	1	2:32.569	32.608	38.699	33.704	47.558	124.6
1	1	2:31.499	39.574	35.147	32.729	44.049	106.4	9	1	2:31.153	32.108	38.817	33.600	46.628	127.5
2	1	2:27.625	32.207	37.099	33.869	44.450	148.7								
3	1	2:24.693	31.170	35.776	33.212	44.535	153.0	<b>580</b> Pedro Reis Datsun 1200							
4	1	2:22.661	30.256	35.674	33.194	43.537	154.9	1.Pedro Reis Production Cup							
5	1	2:23.016	30.361	35.648	33.020	43.987	149.7	2.Paulo Costa							
6	1	2:23.240	30.713	35.361	32.725	44.441	149.1	1	1	2:49.546	48.472	39.146	34.211	47.717	94.3
7	1	2:28.838	31.195	37.012	34.473	46.158	147.7	2	1	2:34.029	32.583	39.619	33.818	48.009	143.1
8	1	2:33.230	32.627	38.897	34.530	47.176	136.3	3	1	2:33.155	32.483	39.237	33.935	47.500	141.6
9	1	2:36.697	33.112	38.192	35.693	49.700	136.3	4	1	2:31.319	32.287	38.660	33.454	46.918	142.0
								5	1	2:32.076	32.501	38.939	33.551	47.085	142.3
<b>565</b> Luis Santa-Bárbara Datsun 1200								6	1	2:32.167	32.067	38.955	33.634	47.511	144.0
1.Luis Santa-Bárbara Production Cup								7	1	2:32.025	32.798	38.535	33.795	46.897	144.9
1	1	2:43.038	44.329	38.592	33.456	46.661	94.5	8	1	2:30.594	31.934	38.503	33.690	46.467	143.1
2	1	2:29.083	31.150	38.004	33.652	46.277	143.6	9	1	2:34.023	31.995	39.027	35.427	47.574	144.6
3	1	2:28.894	31.172	38.116	33.264	46.342	143.3								
4	1	2:28.769	31.089	38.077	33.260	46.343	141.8	<b>584</b> Tomas Pinto Abreu Datsun 1200							
5	1	2:28.610	31.183	37.945	32.978	46.504	142.7	1.Pinto Abreu Production Cup							
6	1	2:28.798	31.095	38.170	33.241	46.292	142.5	1	1	2:40.594	42.585	38.848	33.060	46.101	105.1
7	1	2:28.533	31.158	37.973	33.136	46.266	143.6	2	1	2:30.073	32.181	38.186	33.180	46.526	148.5
8	1	2:30.083	31.606	38.198	33.408	46.871	142.3	3	1	2:29.004	31.672	38.176	33.179	45.977	144.6
9	1	2:30.072	31.618	38.278	33.401	46.775	142.1	4	1	2:29.283	31.317	38.345	33.346	46.275	144.2
								5	1	2:28.816	30.957	38.146	33.253	46.460	146.9
<b>566</b> João Posser Datsun 1200								6	1	2:28.384	31.104	38.382	32.901	45.997	145.7
1.João Posser Production Cup								7	1	2:28.608	30.861	38.020	33.378	46.349	149.3
1	1	2:39.523	42.697	37.897	32.941	45.988	99.7	8	1	2:28.735	30.985	38.181	33.259	46.310	146.3
2	1	2:27.540	30.955	38.098	32.791	45.696	145.7	9	1	2:29.190	30.958	38.041	34.107	46.084	148.9
3	1	2:28.407	32.334	37.757	32.946	45.370	142.9								
4	1	2:26.579	30.544	37.790	32.659	45.586	145.3	<b>587</b> Manuel Cabral Menezes VW Golf GTI							
5	1	2:27.175	30.758	38.084	32.899	45.434	144.4	1.Manuel Menezes H81-1600							
								1	1	2:33.476	45.703	34.714	30.989	42.070	83.5





# GROUP 1 PORTUGAL

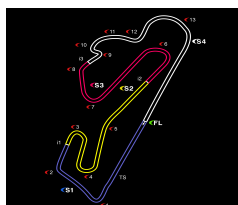
## ESTORIL CLASSICS 12 e 13 OUTUBRO 2019

### Corrida 2

### Sector Analysis

Personal Best Session Best B Crossing the finish line in the pit lane

Lap	D	Time	Sector 1	Sector 2	Sector 3	Sector 4	T.Spd	Lap	D	Time	Sector 1	Sector 2	Sector 3	Sector 4	T.Spd
2	1	2:15.144	28.231	33.854	31.317	41.742	178.0								
3	1	2:14.748	28.047	34.095	30.898	41.708	178.8								
4	1	2:12.221	27.421	33.549	30.448	40.803	176.0								
5	1	2:12.493	27.170	33.858	30.292	41.173	182.4								
6	1	2:12.221	27.214	33.778	29.832	41.397	183.0								
<b>588</b> Rafael Cerveira Pinto Volkswagen Golf GTi H81-1600															
		1. Rafael Pinto													
		2. Luis Liberal													
1	2	2:21.427	33.923	34.298	30.282	42.924	131.0								
2	2	2:15.204	28.178	34.599	30.776	41.651	178.5								
3	2	2:14.936	28.034	34.299	30.826	41.777	176.8								
4	2	2:15.437	28.324	34.600	30.978	41.535	174.0								
5	2	2:14.472	27.945	34.081	30.808	41.638	176.8								
6	2	2:13.962	27.900	34.429	30.732	40.901	172.4								
7	2	2:13.804	28.035	34.175	30.268	41.326	174.9								
8	2	2:13.608	27.885	34.356	30.385	40.982	178.0								
9	2	2:13.689	27.685	34.230	30.554	41.220	179.7								
10	2	2:13.951	27.714	34.018	30.397	41.822	180.9								
<b>590</b> Pedro Mourato Gordo Datsun 1200 Production Cup															
		1. Pedro Gordo													
		2. António Rodrigues													
1	2	2:49.553	46.753	39.854	34.474	48.472	91.0								
2	2	2:35.666	33.104	40.135	34.377	48.050	137.5								
3	2	2:33.658	32.303	39.401	33.984	47.970	137.4								
4	2	2:33.626	32.064	39.222	34.418	47.922	137.9								
5	2	2:56.547 B	32.962	39.562	35.470	1:08.553	136.2								
6	2	2:59.024	56.520	39.625	34.406	48.473									
7	2	2:36.271	33.087	40.034	34.703	48.447	134.5								
8	2	2:39.002	33.221	40.466	36.369	48.946	134.8								
<b>595</b> Antonio Fresco Ford Capri MKIII V6 H81-MAX															
		1. Antonio Fresco													
		2. José Fresco													
1	2	2:30.847	41.922	34.668	31.917	42.340	94.6								
2	2	2:16.741	28.650	34.032	31.383	42.676	161.8								
3	2	2:18.381	28.424	35.415	31.818	42.724	166.2								
4	2	2:15.709	28.485	33.297	31.512	42.415	161.3								
5	2	2:16.362	28.626	33.900	31.161	42.675	163.2								
6	2	2:17.128	28.383	34.028	31.482	43.235	168.2								
7	2	2:16.338	28.411	33.632	31.434	42.861	166.7								
8	2	2:17.040	28.587	33.849	31.485	43.119	167.7								
9	2	2:16.200	28.592	33.714	31.220	42.674	170.8								
10	2	2:17.874	28.192	33.804	33.125	42.753	170.8								



## GROUP 1 PORTUGAL

### ESTORIL CLASSICS 12 e 13 OUTUBRO 2019

#### Corrida 2

#### Best Top Speed

Team	Car	Class	Top Speed	Top 1 Kph Lap	Top 2 Kph Lap	Top 3 Kph Lap	Top 4 Kph Lap	Top 5 Kph Lap	Avg					
573 André Castro Pinheiro	Jaguar XJS V12	H81-MAX	A. Pinheiro	206.3	9	204.0	10	200.7	4	198.5	7	193.6	6	200,6
513 Nuno Nunes	Porsche 924 Turbo	H81-MAX	P. Maso	196.4	6	196.0	2	195.7	5	195.3	7	194.3	4	195,5
508 Paulo Vieira	Ford Escort RS 2000	H81-2000	P. Vieira	195.7	10	192.9	9	190.9	3	190.6	7	189.6	8	191,9
516 João Diogo Lopes	Ford Escort RS 2000	H81-2000	F. Martins	194.3	3	193.9	2	192.9	4	191.2	8	189.3	5	192,3
587 Manuel Cabral Menezes	VW Golf GTI	H81-1600	M. Menezes	183.0	6	182.4	5	178.8	3	178.0	2	176.0	4	179,6
528 Hugo Nazário	Porsche 924	H81-2000	H. Nazário	180.9	10	176.8	9	176.8	6	176.5	2	175.4	7	177,3
588 Rafael Cerveira Pinto	Volkswagen Golf GTi	H81-1600	L. Liberal	180.9	10	179.7	9	178.5	2	178.0	8	176.8	3	178,8
502 Madalena Gaspar	VW Golf GTI	H81-1600	M. Gaspar	175.7	8	175.4	5	175.1	9	173.5	2	173.5	7	174,6
545 François Guerin	BMW 1600 Ti	H71-1600	F. Guerin	174.9	10	174.6	9	172.1	5	171.6	7	171.3	6	172,9
595 Antonio Fresco	Ford Capri MKIII V6	H81-MAX	J. Fresco	170.8	10	170.8	9	168.2	6	167.7	8	166.7	7	168,8
524 Rui Carvalho	Porsche 924	H81-2000	R. Carvalho	169.2	3	167.4	7	166.4	5	166.2	8	165.7	2	167,0
506 João Miguel Ribeiro	Alfa Romeo Giulia	H71-1600	M. Ribeiro	165.9	8	164.9	9	163.0	7	160.1	6	157.1	5	162,2
557 Francisco Cardoso	Peugeot 104 ZS	1052	F. Cardoso	154.9	4	153.0	3	149.7	5	149.1	6	148.7	2	151,1
584 Tomas Pinto Abreu	Datsun 1200	Production Ci	P. Abreu	149.3	7	148.9	9	148.5	2	146.9	5	146.3	8	148,0
520 Francisco Freitas	Datsun 1200	Production Ci	F. Freitas	147.7	2	145.5	5	144.8	4	142.0	3	142.0	7	144,4
566 João Posser	Datsun 1200	Production Ci	J. Posser	145.7	2	145.3	4	144.6	6	144.4	5	142.9	3	144,6
577 Raffa 78	Datsun 1200	Production Ci	Raffa	145.3	2	144.4	4	142.5	3	140.5	5	138.7	6	142,3
580 Pedro Reis	Datsun 1200	Production Ci	P. Reis	144.9	7	144.6	9	144.0	6	143.1	2	143.1	8	143,9
565 Luis Santa-Bárbara	Datsun 1200	Production Ci	L. Santa-Bárbara	143.6	2	143.6	7	143.3	3	142.7	5	142.5	6	143,1
556 Veloso Amaral	Hilman Imp	1052	M. Barata	139.8	2	133.4	8	130.2	3	129.9	7	127.8	5	132,2
590 Pedro Mourato Gordo	Datsun 1200	Production Ci	A. Rodrigues	137.9	4	137.5	2	137.4	3	136.2	5	134.8	8	136,8
505 Carlos Lourenço	Toyota Starlet	1052	C. Maciel	136.3	5	135.8	2	135.5	3	135.3	4	134.0	6	135,4
501 Carlos Dias Pedro	Ford RS 2000	H81-2000												
503 Guillermo Velasco	Datsun 1200	Production Ci												
538 Rui Moura	VW Golf GTI	H-INV												