

## Racing LEGENDS Circuit Ricardo Tormo

29 Feb. 1 Mar. 2020

Laps: 0

Circuit de la C.Valenciana

Length: 4005 metros

### Results

### Carrera 1

### 80Historic Endurance

Pos.	N.	Driver	Team	Car	Nat.	Laps	Time	Best Lap	Last Lap	iL	Gap	Interval	Speed	Gr	Div
1	60	BASTOS,Pedro	Pedro Bastos	Porsche 911 3.	PT	20	40:43,544	01:55,739	01:58,413	16			118,04	L8	GTC
2	347	CARVALHOSA-MASO	José Carvalhosa	Porsche 964 RS	PT	20	41:31,158	<b>01:55,714</b>	02:02,858	7	00:47,614	00:47,614	115,76	L8	GTC
3	95	CRUZ,Jorge	Jorge Cruz	BMW 323i	PT	20	42:37,371	02:01,172	02:05,385	16	01:53,827	01:06,213	112,77	L8	GR2
4	508	VIEIRA-PEREIRA	Paulo Vieira	Ford Escort RS	PT	20	42:42,655	02:01,370	02:04,854	2	01:59,111	00:05,284	112,55	L8	GR1
5	2	FONT-BELTRAN	Esc. Barcelona	Porsche 964 RS	ESP	19	40:54,466	02:01,793	02:03,621	15	-1 Lap	-1 Lap	111,63	L8	GTC
6	27	PEREZ,Teo.	Eficar Team	BMW 325i E-36	ESP	19	41:46,299	02:03,567	02:05,735	2	-1 Lap	00:51,833	109,31	L8	INV
7	513	NUNES-MASO	Nuno Nunes	Porsche 924 Tu	PT	18	40:55,608	02:09,249	02:10,286	8	-2 Lap	-1 Lap	105,71	L8	GR1
8	91	GARCIA-DELISO	Javier Garcia	BMW 635 CSI	ESP	18	41:14,923	02:09,163	02:13,659	8	-2 Lap	00:19,315	104,9	L8	TMA
9	3	PORTAL,Luis	Esc. Barcelona	VW GOLF II	ESP	18	41:17,814	02:09,000	02:09,273	17	-2 Lap	00:02,891	104,77	L8	T20
10	12	FERRAO,Manuel	Manuel Ferrão	Ford Escort RS	PT	17	38:21,714	02:05,941	02:08,368	14	-3 Lap	-1 Lap	106,52	L8	GR2
11	10	ALONSO-MAYMO	AECD	VW GOLF III	ESP	17	41:07,807	02:10,895	02:21,358	7	-3 Lap	02:46,093	99,35	L8	T20
12	11	CAZALOT,Florent	Florent Cazalot	Lotus Seven	FR	4	09:20,770	02:12,227	PIT1	3	-16 Lap	-13 Lap	102,99	L8	INV

Best Lap: Rider 347 - CARVALHOSA-MASO - Time: 01:55,714 at 124,60 Km/h

Circuit de la C.Valenciana

Final Official

Provisional Official

Length: 4005

Hour: 13:25:00

JURY:

Hour:

C.of the Course:

Hour:

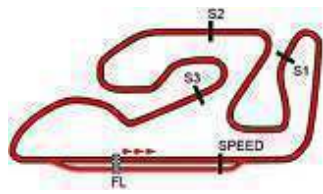
C.Timekeeper:

Hour: 14:19:33



CRONOCIRCUIT: crono@circuitvalencia.com

Master Timing, Sport Timing Systems, cronometrajes.es - mastertiming.es by Eventronic www.eventronic.es 19FJAP63



## Racing LEGENDS Circuit Ricardo Tormo

29 Feb. 1 Mar. 2020

Laps: 0

Circuit de la C.Valenciana

Length: 4005 metros

Results GTC

Carrera 1

80Historic Endurance

Pos.	N.	Driver	Team	Car	Nat.	Laps	Time	Best Lap	Last Lap	iL	Gap	Interval	Speed	Gr	Div
1	60	BASTOS,Pedro	Pedro Bastos	Porsche 911 3.	PT	20	40:43,544	01:55,739	01:58,413	16			118,04	L8	GTC
2	347	CARVALHOSA-MASO	José Carvalhosa	Porsche 964 RS	PT	20	41:31,158	<b>01:55,714</b>	02:02,858	7	00:47,614	00:47,614	115,76	L8	GTC
3	2	FONT-BELTRAN	Esc. Barcelona	Porsche 964 RS	ESP	19	40:54,466	02:01,793	02:03,621	15	-1 Lap	-1 Lap	111,63	L8	GTC

Best Lap: Rider 347 - CARVALHOSA-MASO - Time: 01:55,714 at 124,60 Km/h

Circuit de la C.Valenciana

Final Official

Provisional Official

Length: 4005

Hour: 13:25:00

JURY:

Hour:

C.of the Course:

Hour:


C.Timekeeper:

Hour: 14:21:52



CRONOCIRCUIT: crono@circuitvalencia.com

Master Timing, Sport Timing Systems, cronometrajes.es - mastertiming.es by Eventronic www.eventronic.es 19FJAP63



## Racing LEGENDS Circuit Ricardo Tormo

29 Feb. 1 Mar. 2020

Laps: 0

Circuit de la C.Valenciana  
Length: 4005 metros

Results T20

Carrera 1

80Historic Endurance

Pos.	N.	Driver	Team	Car	Nat.	Laps	Time	Best Lap	Last Lap	iL	Gap	Interval	Speed	Gr	Div
1	3	PORTAL,Luis	Esc. Barcelona	VW GOLF II	ESP	18	41:17,814	<b>02:09,000</b>	02:09,273	17			104,77	L8	T20
2	10	ALONSO-MAYMO	AECD	VW GOLF III	ESP	17	41:07,807	02:10,895	02:21,358	7	-1 Lap	-1 Lap	99,35	L8	T20

Best Lap: Rider 3 - PORTAL,Luis - Time: 02:09,000 at 111,77 Km/h

Circuit de la C.Valenciana

Final Official

Provisional Official

Length: 4005

Hour: 13:25:00

JURY:

Hour:

C.of the Course:

Hour:


C.Timekeeper:

Hour: 14:24:32



CRONOCIRCUIT: crono@circuitvalencia.com

Master Timing, Sport Timing Systems, cronometrajes.es - mastertiming.es by Eventronic www.eventronic.es 19FJAP63



## Racing LEGENDS Circuit Ricardo Tormo

29 Feb. 1 Mar. 2020

Laps: 0

Circuit de la C.Valenciana

Length: 4005 metros

Results INV

Carrera 1

80Historic Endurance

Pos.	N.	Driver	Team	Car	Nat.	Laps	Time	Best Lap	Last Lap	iL	Gap	Interval	Speed	Gr	Div
1	27	PEREZ,Teo.	Eficar Team	BMW 325i E-36	ESP	19	41:46,299	<b>02:03,567</b>	02:05,735	2			109,31	L8	INV
2	11	CAZALOT,Florent	Florent Cazalot	Lotus Seven	FR	4	09:20,770	02:12,227	PIT1	3	-15 Lap	-15 Lap	102,99	L8	INV

Best Lap: Rider 27 - PEREZ,Teo. - Time: 02:03,567 at 116,68 Km/h

Circuit de la C.Valenciana

Final Official

Provisional Official

Length: 4005

Hour: 13:25:00

JURY:

Hour:

C.of the Course:

Hour:

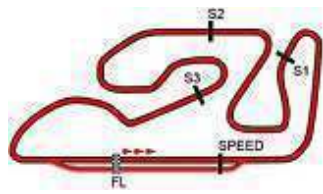
C.Timekeeper:

Hour: 14:28:11



CRONOCIRCUIT: crono@circuitvalencia.com

Master Timing, Sport Timing Systems, cronometrajes.es - mastertiming.es by Eventronic www.eventronic.es 19FJAP63



## Racing LEGENDS Circuit Ricardo Tormo

29 Feb. 1 Mar. 2020

Laps: 0

Circuit de la C.Valenciana

Length: 4005 metros

Results GR2

Carrera 1

80Historic Endurance

Pos.	N.	Driver	Team	Car	Nat.	Laps	Time	Best Lap	Last Lap	iL	Gap	Interval	Speed	Gr	Div
1	95	CRUZ,Jorge	Jorge Cruz	BMW 323i	PT	20	42:37,371	<b>02:01,172</b>	02:05,385	16			112,77	L8	GR2
2	12	FERRAO,Manuel	Manuel Ferrão	Ford Escort RS	PT	17	38:21,714	02:05,941	02:08,368	14	-3 Lap	-3 Lap	106,52	L8	GR2

Best Lap: Rider 95 - CRUZ,Jorge - Time: 02:01,172 at 118,99 Km/h

Circuit de la C.Valenciana

Final Official

Provisional Official

Length: 4005

Hour: 13:25:00

JURY:

Hour:

C.of the Course:

Hour:

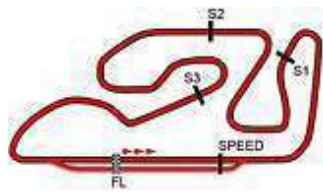
C.Timekeeper:

Hour: 14:31:46



CRONOCIRCUIT: crono@circuitvalencia.com

Master Timing, Sport Timing Systems, cronometrajes.es - mastertiming.es by Eventronic www.eventronic.es 19FJAP63



## Racing LEGENDS Circuit Ricardo Tormo

29 Feb. 1 Mar. 2020

Laps: 0

Circuit de la C.Valenciana

Length: 4005 metros

Results TMA

Carrera 1

80Historic Endurance

Pos.	N.	Driver	Team	Car	Nat.	Laps	Time	Best Lap	Last Lap	iL	Gap	Interval	Speed	Gr	Div
1	91	GARCIA-DELISO	Javier Garcia	BMW 635 CSI	ESP	18	41:14,923	<b>02:09,163</b>	02:13,659	8			104,9	L8	TMA

Best Lap: Rider 91 - GARCIA-DELISO - Time: 02:09,163 at 111,63 Km/h

Circuit de la C.Valenciana

Final Official

Provisional Official

Length: 4005

Hour: 13:25:00

JURY:

Hour:

C.of the Course:

Hour:

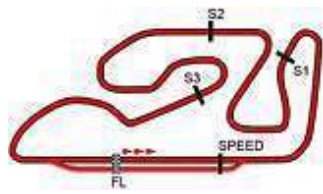
C.Timekeeper:

Hour: 14:34:34



CRONOCIRCUIT: crono@circuitvalencia.com

Master Timing, Sport Timing Systems, cronometrajes.es - mastertiming.es by Eventronic www.eventronic.es 19FJAP63



### Racing LEGENDS Circuit Ricardo Tormo

29 Feb. 1 Mar. 2020

Laps: 0

Circuit de la C.Valenciana

Length: 4005 metros

Results GR1

Carrera 1

80Historic Endurance

Pos.	N.	Driver	Team	Car	Nat.	Laps	Time	Best Lap	Last Lap	iL	Gap	Interval	Speed	Gr	Div
1	508	VIEIRA-PEREIRA	Paulo Vieira	Ford Escort RS	PT	20	42:42,655	<b>02:01,370</b>	02:04,854	2			112,55	L8	GR1
2	513	NUNES-MASO	Nuno Nunes	Porsche 924 Tu	PT	18	40:55,608	02:09,249	02:10,286	8	-2 Lap	-2 Lap	105,71	L8	GR1

Best Lap: Rider 508 - VIEIRA-PEREIRA - Time: 02:01,370 at 118,79 Km/h

Circuit de la C.Valenciana

Final Official

Provisional Official

Length: 4005

Hour: 13:25:00

JURY:

Hour:

C.of the Course:

Hour:

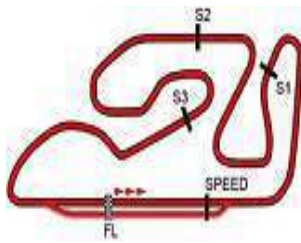
C.Timekeeper:

Hour: 14:36:20



CRONOCIRCUIT: crono@circuitvalencia.com

Master Timing, Sport Timing Systems, cronometrajes.es - mastertiming.es by Eventronic www.eventronic.es 19FJAP63



Circuit de la C.Valenciana

Racing LEGENDS Circuit Ricardo Tormo

ANALYSIS / SECTORS Carrera 1 80Historic Endurance

Table for driver 2: FONT-BELTRAN, Esc. Barcelona, P.Vmax: 3, T. Ideal: 02:01,354. Includes lap times and sector data for 19 laps.

Table for driver 11: CAZALOT, Florent, Florent Cazalot, P.Vmax: 9, T. Ideal: 02:11,331. Includes lap times and sector data for 4 laps.

Table for driver 12: FERRAO, Manuel, Manuel Ferrão, P.Vmax: 6, T. Ideal: 02:05,599. Includes lap times and sector data for 17 laps.

Table for driver 3: PORTAL, Luis, Esc. Barcelona, P.Vmax: 12, T. Ideal: 02:08,660. Includes lap times and sector data for 18 laps.

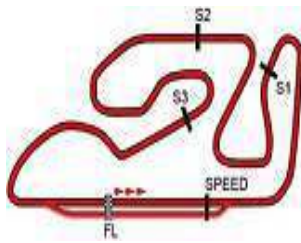
Table for driver 27: PEREZ, Teo., Eficar Team, P.Vmax: 8, T. Ideal: 02:03,435. Includes lap times and sector data for 19 laps.

Table for driver 10: ALONSO-MAYMO, AECD, P.Vmax: 11, T. Ideal: 02:10,499. Includes lap times and sector data for 10 laps.

Table for driver 11: CAZALOT, Florent, Florent Cazalot, P.Vmax: 9, T. Ideal: 02:11,331. Includes lap times and sector data for 4 laps.







Circuit de la C.Valenciana

Racing LEGENDS Circuit Ricardo Tormo

ANALYSIS / SECTORS Carrera 1 80Historic Endurance

Table for driver Pedro Bastos (60) showing lap times and sector data. Includes headers for Lap Time, Sector 1-4, V.Max, and Hour. Total time: 14:10:35.

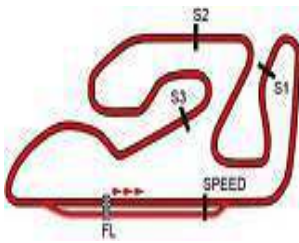
Table for driver José Carvalho (347) showing lap times and sector data. Includes headers for Lap Time, Sector 1-4, V.Max, and Hour. Total time: 14:12:29.

Table for driver Javier Garcia (91) showing lap times and sector data. Includes headers for Lap Time, Sector 1-4, V.Max, and Hour. Total time: 14:11:07.

Table for driver Paulo Vieira (508) showing lap times and sector data. Includes headers for Lap Time, Sector 1-4, V.Max, and Hour. Total time: 14:12:34.

Table for driver Jorge Cruz (95) showing lap times and sector data. Includes headers for Lap Time, Sector 1-4, V.Max, and Hour. Total time: 13:48:21.





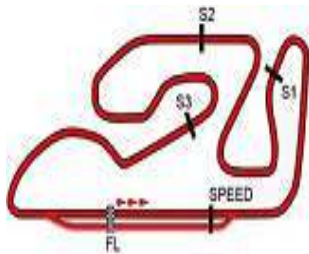
Circuit de la C.Valenciana

Racing LEGENDS Circuit Ricardo Tormo

ANALYSIS / SECTORS Carrera 1 80Historic Endurance

513		NUNES-MASO		Nuno Nunes			
PT				P.Vmax: 10	T. Ideal: 02:07,640		
Lap	Time	Sector 1	Sector 2	Sector 3	Sector 4	V.Max	Hour
1	FIRST LAP	00:39,952	00:36,388	00:30,713	<b>00:35,774</b>	145,95	13:32:15
2	02:11,249	<b>00:29,091</b>	00:34,106	00:30,812	00:37,240	164,05	13:34:26
3	02:11,431	00:29,115	00:34,831	00:30,665	00:36,820	<b>164,47</b>	13:36:37
4	02:10,290	00:29,119	00:34,704	00:30,288	00:36,179	162,81	13:38:48
5	02:10,617	00:29,598	00:34,286	00:30,783	00:35,950	162,41	13:40:58
6	02:09,419	00:29,319	00:34,510	00:29,717	00:35,873	161,60	13:43:08
7	02:09,716	00:29,499	00:34,220	00:29,868	00:36,129	161,19	13:45:17
8	<b>02:09,249</b>	00:29,482	00:34,117	00:29,827	00:35,823	158,44	13:47:27
9	02:09,511	00:29,206	00:34,710	00:29,555	00:36,040	160,79	13:49:36
10	PIT	00:29,356	<b>00:33,532</b>	<b>00:29,243</b>	00:39,476	158,82	13:51:48
11	03:45,325	02:01,558	00:35,000	00:30,747	00:38,020		13:55:33
12	02:12,363	00:30,237	00:34,677	00:30,531	00:36,918	160,00	13:57:45
13	02:10,312	00:29,738	00:34,157	00:29,728	00:36,689	159,21	13:59:56
14	02:10,271	00:30,069	00:33,898	00:29,847	00:36,457	157,66	14:02:06
15	02:11,487	00:29,808	00:33,880	00:29,789	00:38,010	156,90	14:04:17
16	02:09,315	00:29,325	00:34,140	00:29,769	00:36,081	157,66	14:06:27
17	02:10,333	00:29,787	00:34,096	00:29,712	00:36,738	157,28	14:08:37
18	02:10,286	00:29,904	00:34,235	00:29,582	00:36,565	154,29	14:10:47





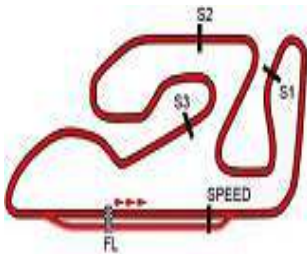
Circuit de la C.Valenciana

Racing LEGENDS Circuit Ricardo Tormo

Análisis por vuelta Carrera 1 80Historic Endurance

Table with columns for Lap (1-18), Num, Tiempo, and GAP. It lists performance data for various drivers across 18 laps, including pit stops and time gaps.





Circuit de la C.Valenciana

Racing LEGENDS Circuit Ricardo Tormo

Análisis por vuelta Carrera 1 80Historic Endurance


Lap: 19

Num	Tiempo	GAP
60	01:57,647	
513	02:10,333	0,191
10	02:21,591	1,318
2	02:03,240	5,714
91	02:11,363	16,133
3	<b>02:09,000</b>	23,410
347	02:03,205	43,169
27	02:29,664	55,433
95	02:04,075	01:46,8
508	02:05,230	01:52,6

Lap: 20

Num	Tiempo	GAP
60	01:58,413	
2	02:03,621	10,922
513	02:10,286	12,064
10	02:21,358	24,263
91	02:13,659	31,379
3	02:09,273	34,270
347	02:02,858	47,614
27	02:05,735	01:02,7
95	02:05,385	01:53,8
508	02:04,854	01:59,1





Circuit de la C.Valenciana

29 Feb. 1 Mar. 2020

Circuit de la C.Valenciana

Carrera 1 80Historic Endurance

**LISTADO DEL CUADRANTE**

	V1	V2	V3	V4	V5	V6	V7	V8	V9	V10	V11	V12	V13	V14	V15	V16	V17	V18	V19	V20
60 - BASTOS,Pedro	347	347	347	347	347	347	347	347	347	347	347P	60	60	60	60	60	60	60	60	60
347 - CARVALHOSA-MASO	60	60	60	60	60	60	60	60	60P	508P	60	347	347	347	347	347	347	347	347	347
95 - CRUZ,Jorge	95	508	95	95	95	95	95	95	508	60	508	508	508	508	508	508	95	95	95	95
508 - VIEIRA-PEREIRA	508	95	508	508	508	508	508	508	95P	513P	95	95	95	95	95	95	508	508	508	508
2 - FONT-BELTRAN	2	2	2	2	2	2	2	2	2P	95	2	2	2	2	2	2	2	2	2	2
27 - PEREZ,Teo.	27	27	27	27	27	27	27	27	27P	10P	27	27	27	27	27	27	27P	27	27	27
513 - NUNES-MASO	12	12	12	12	12	12	12	12	513	2	12	12	12	12	12	12	12	12	513	513
91 - GARCIA-DELISO	91	91	91	91	91	91	91	91	12P	27	513	513	513	513	513	513	513	91	91	91
3 - PORTAL,Luis	513	513	513	513	513	513	513	513	91P	12	91	91	91	91	91	91	91	91	91	3
12 - FERRAO,Manuel	10	10	10	10	10	10	10	10	10	10	91	3	3	3	3	3	3	3	3	3
10 - ALONSO-MAYMO	11	11	11	3	3	3	3	3	3	3P	3	10	10	10	10	10	10	10	10	10
11 - CAZALOT,Florent	3	3	3	11P																

Presidente del Jurado

Director de Carrera

Cronometrador

